



## Current Economic News

# Computer Industry Employment Declines

The Bureau of Labor Statistics (BLS) recently released its national employment data for June 2025. Drawn from the Current Employment Statistics (CES) survey, the report breaks down total U.S. employment by industry.

Total non-farm employment has continued to grow at a steady year-over-year rate of 1.1% since March 2025.

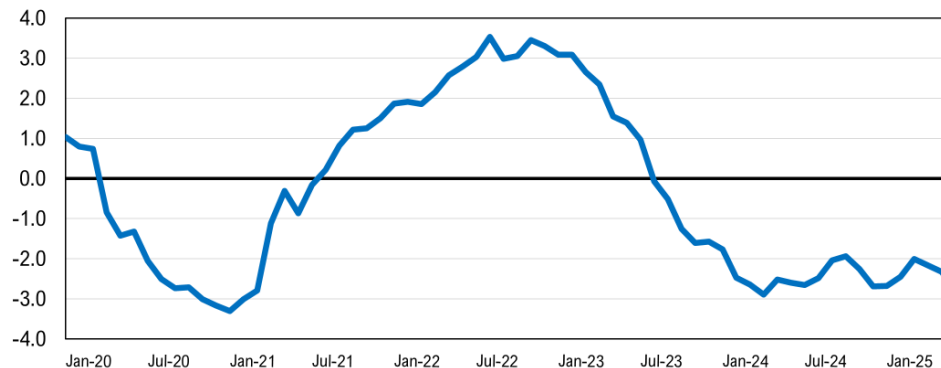
### United States Employment, Seasonally Adjusted

Month	Annual % Change
Jan-25	1.3
Feb-25	1.2
Mar-25	1.1
Apr-25	1.1
May-25	1.1
Jun-25	1.1

Employment in the Computer & Electronic Products sector has been trending downward since mid-2023. According to Business Insider, the tech sector has historically followed a [boom-and-bust cycle](#), most recently contributing to rounds of layoffs in the early 2020s.

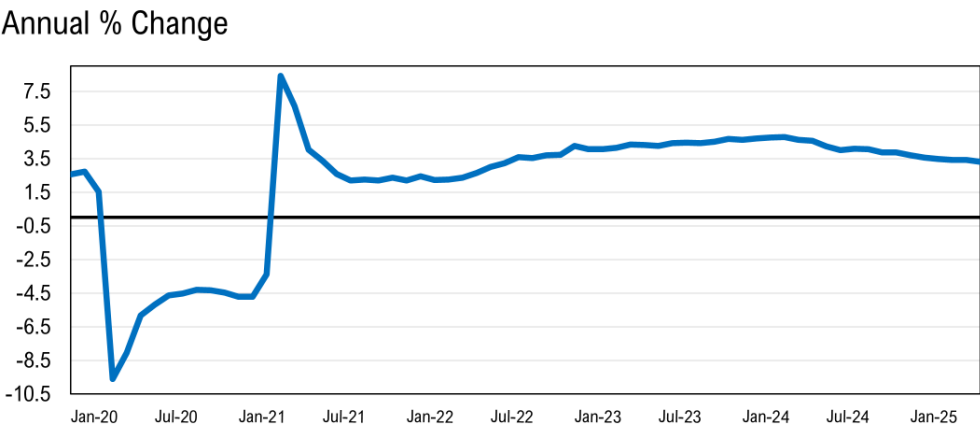
## COMPUTER & ELECTRONIC PRODUCTS

Annual % Change



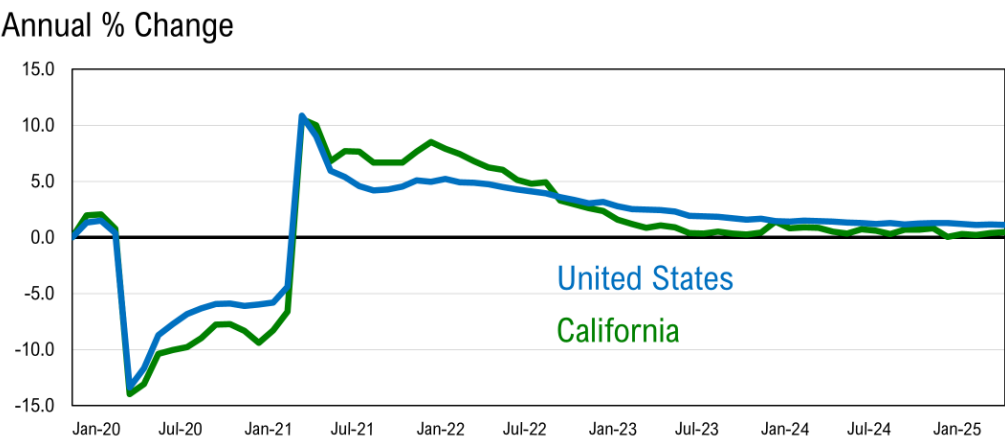
The Education & Health Services sector shows sustained recovery since the post-COVID downturn. While the pace of growth has slowed slightly since April 2024, year-over-year employment is still expanding at a healthy rate—3.3% in June 2025, compared to just 1.1% for total non-farm employment overall.

## EDUCATION & HEALTH



While California’s total non-farm employment growth mirrors national trends, it’s still significantly lower than the national rate, increasing at 0.4% year-over-year in June compared to 1.1% nationally.

## TOTAL NON-FARM EMPLOYMENT



California’s industry-specific trends are closely mirroring national patterns. Employment in the Californian Computer & Electronic Products sector has been trending downward since April

2023, with a year-over-year decline of 3.4% as of June 2025. Since 2020, California has had slightly more pronounced fluctuations in Computer & Electronic Products employment than the US overall, which is likely due to the high concentration of tech firms and workers in Silicon Valley. In June, 18.3% of California's manufacturing employees worked in the Computer & Electronic Products industry, compared to just 7.9% nationally.

Meanwhile, Education & Health Services employment in California continues to grow, with a 5.1% year-over-year increase in June.

We will continue to monitor national and state-wide trends, particularly in the tech industry, where it remains to be seen when employment will rebound.