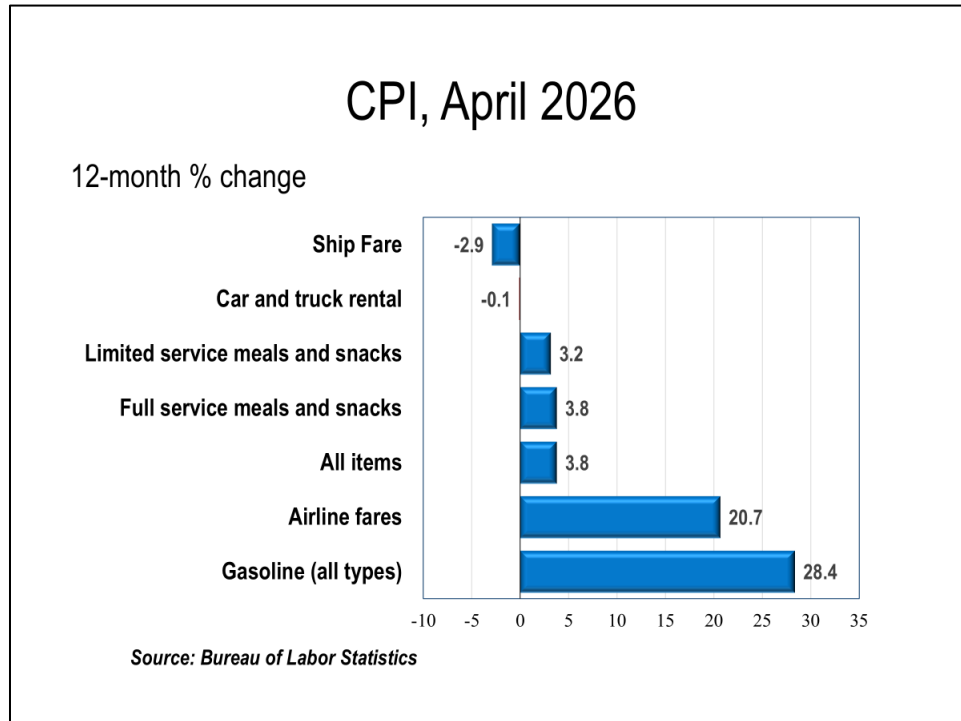


Current Economic News

Travel Plans this Summer?

May 22, 2026, by Laura Neis

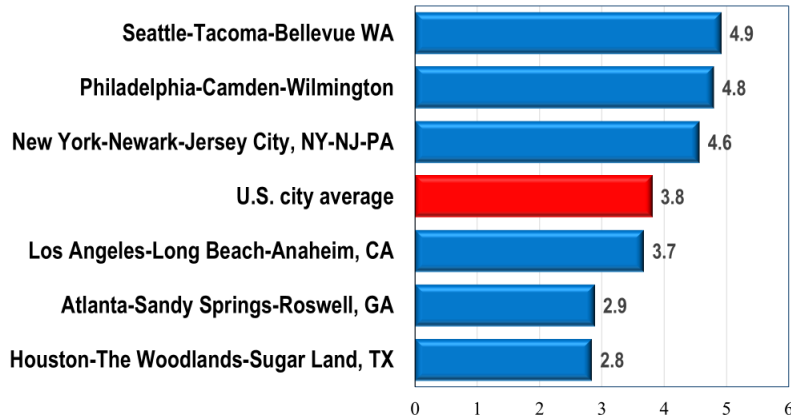
The Bureau of Labor Statistics recently released a [report](#) on the inflation of many travel-related items. As it reported, gasoline prices and airfare have both climbed by over 20% over the last year. Meals increased in price as well, although car rentals slightly decreased. Another item that decreased was ship fare; perhaps cruises will see an uptick this summer.



However, the BLS did not discuss where to go. What locations have increased in prices the most? From April 2025 to April 2026, Seattle, Philadelphia, and New York Metropolitan Statistical Areas grew the fastest. The LA MSA was roughly on par with the United States. Meanwhile, Atlanta and Houston had a much lower inflation rate than the rest of the country.

CPI, April 2026, MSAs

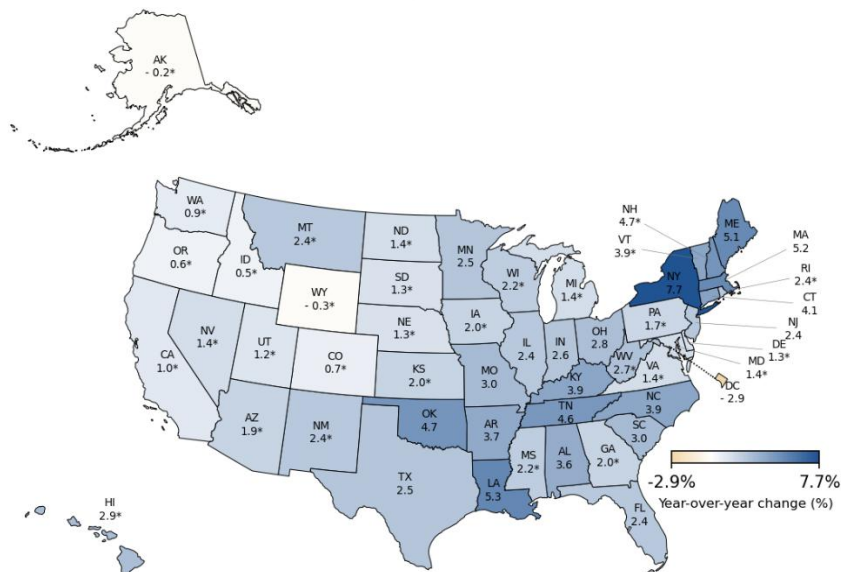
12-month % change



Source: Bureau of Labor Statistics

If shopping is an important part of vacation plans, data on retail sales might be of interest. [The Census Bureau](#) reports on annual percent change of state's retail sales. In February 2026, Retail increased the most in New York, Oklahoma, Louisiana, and Tennessee. DC had the sharpest decline, of -2.9% over the year, and Wyoming declined -0.3%.

February 2026 State Year-over-Year Percentage Changes for Total Retail excluding Nonstore Retailers



United States
Census
Bureau

U.S. Department of Commerce
U.S. CENSUS BUREAU
census.gov



* The 90 percent confidence interval includes zero. There is insufficient statistical evidence to conclude that the actual change is different from zero.
Note: State retail sales data does not adjust for seasonal variation, trading-day differences, moving holidays or price changes.

Source: U.S. Census Bureau, Monthly Retail Sales by State, February 2026
Project No. P-7506880, Approval number: CBORB-F126-004