

This page provides a central location of where institution information and data can be accessed via the Accreditation Data Dashboard (ADD). The accreditation system is implemented to collect and provide reliable candidate and program data from a variety of sources that can be used to efficiently conduct a comprehensive institution and program review by identifying poorly performing programs and those with exemplary practices and outcomes. Additional information such as an institution's contact, annual data reports and accreditation links to activity documents are collected and provided by the institution.

Click the icons below to navigate to a section.



Overview



About Institution



Approved Programs



Annual Data & Analysis



Annual Report Card



Assessments



Surveys



Credentials

Preliminary Single Subject Teaching Credential Program Completer Survey Results



The Commission administers the Preliminary Single Subject Program Completer Survey annually between academic year September 1 to August 31. The survey is available to program completers who have been recommended for the Preliminary Single Subject Teaching Credential. The Preliminary Single Subject Program Completer Survey results start with 2016-17 academic year. The survey was designed to align with the California Standards for the Teaching Profession (CSTP). The CSTPs measure the Teaching Performance Expectations (TPEs).

Click a tab below to view survey questions and results by a specific section.

General Information

TPE and Content Questions

Field Experiences and Intern Questions

This section provides institution and statewide survey results for TPE and content questions. Since the survey questions are optional, the number of question respondents may vary from question to question.

Use the drop down menus or color legend to filter data points in the figures. Click the figures for the View Data table or hover over the tooltip to view specific details.

Select Reporting Type
Single Year

Select Academic Year
2019-20

Select Program Standards
All

Select Section
Teaching Performance Expectations

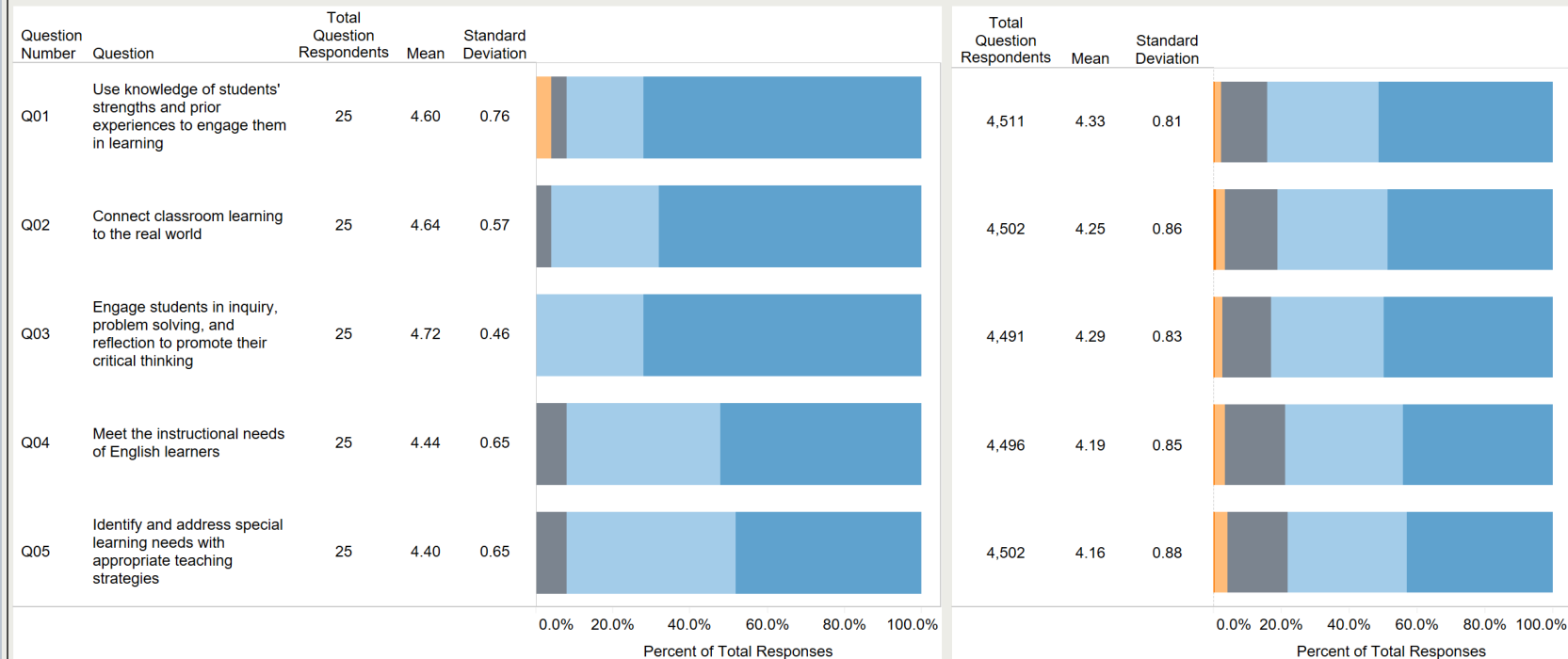
Select Subsection
1 - Engaging and Supporting All Students in Learning

Select Response
All

How well did your teacher preparation program prepare you to do each of the following as a teacher?

INSTITUTION

STATE



Color Legend for Response

1 - Not at all

2 - Poorly

3 - Adequately

4 - Well

5 - Very well

This page provides a central location of where institution information and data can be accessed via the Accreditation Data Dashboard (ADD). The accreditation system is implemented to collect and provide reliable candidate and program data from a variety of sources that can be used to efficiently conduct a comprehensive institution and program review by identifying poorly performing programs and those with exemplary practices and outcomes. Additional information such as an institution's contact, annual data reports and accreditation links to activity documents are collected and provided by the institution.

Click the icons below to navigate to a section.



Overview



About Institution



Approved Programs



Annual Data & Analysis



Annual Report Card



Assessments



Surveys



Credentials

Preliminary Single Subject Teaching Credential Program Completer Survey Results



The Commission administers the Preliminary Single Subject Program Completer Survey annually between academic year September 1 to August 31. The survey is available to program completers who have been recommended for the Preliminary Single Subject Teaching Credential. The Preliminary Single Subject Program Completer Survey results start with 2016-17 academic year. The survey was designed to align with the California Standards for the Teaching Profession (CSTP). The CSTPs measure the Teaching Performance Expectations (TPEs).

Click a tab below to view survey questions and results by a specific section.

General Information

TPE and Content Questions

Field Experiences and Intern Questions

This section provides institution and statewide survey results for TPE and content questions. Since the survey questions are optional, the number of question respondents may vary from question to question.

Use the drop down menus or color legend to filter data points in the figures. Click the figures for the View Data table or hover over the tooltip to view specific details.

Select Reporting Type
Single Year

Select Academic Year
2019-20

Select Program Standards
All

Select Section
Teaching Performance Expectations

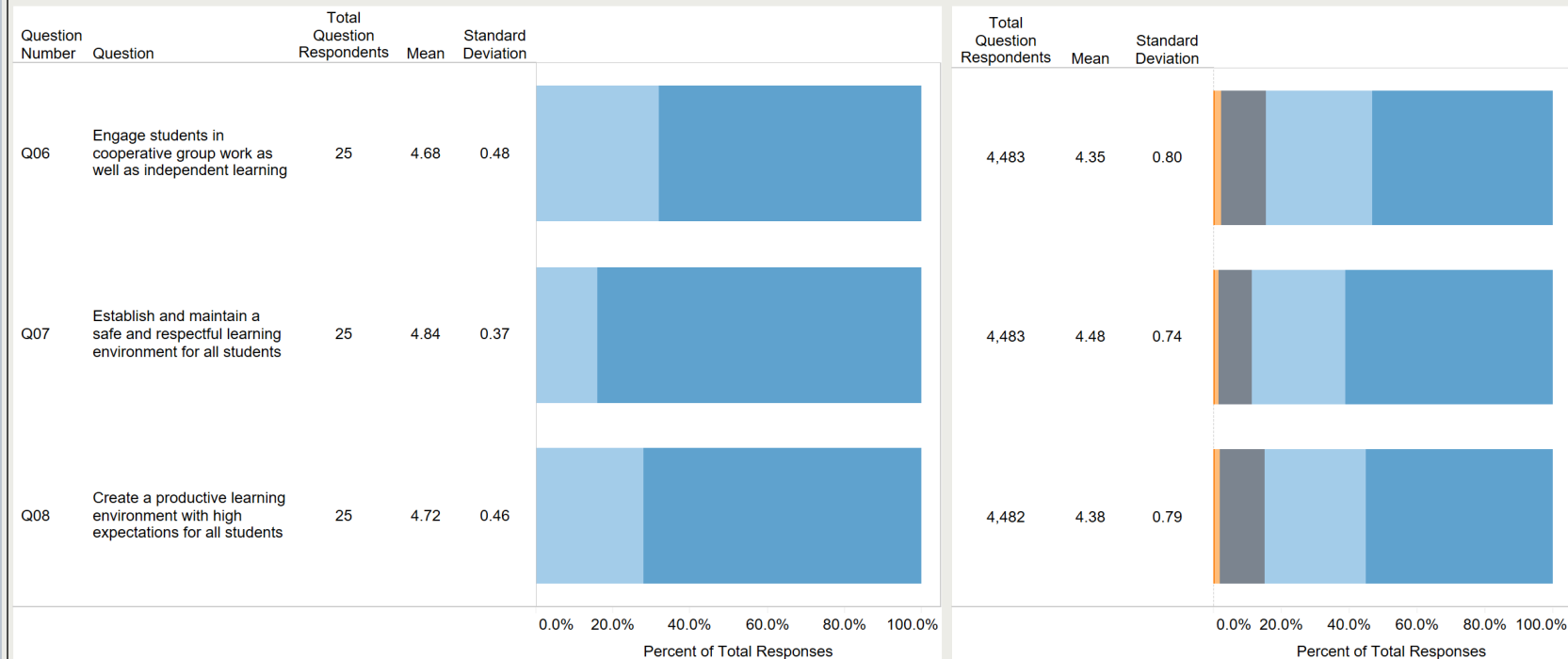
Select Subsection
2 - Creating and Maintaining Effective Environments for Student Learning

Select Response
All

How well did your teacher preparation program prepare you to do each of the following as a teacher?

INSTITUTION

STATE



Color Legend for Response

1 - Not at all

2 - Poorly

3 - Adequately

4 - Well

5 - Very well

This page provides a central location of where institution information and data can be accessed via the Accreditation Data Dashboard (ADD). The accreditation system is implemented to collect and provide reliable candidate and program data from a variety of sources that can be used to efficiently conduct a comprehensive institution and program review by identifying poorly performing programs and those with exemplary practices and outcomes. Additional information such as an institution's contact, annual data reports and accreditation links to activity documents are collected and provided by the institution.

Click the icons below to navigate to a section.



Overview



About Institution



Approved Programs



Annual Data & Analysis



Annual Report Card



Assessments



Surveys



Credentials

Preliminary Single Subject Teaching Credential Program Completer Survey Results



The Commission administers the Preliminary Single Subject Program Completer Survey annually between academic year September 1 to August 31. The survey is available to program completers who have been recommended for the Preliminary Single Subject Teaching Credential. The Preliminary Single Subject Program Completer Survey results start with 2016-17 academic year. The survey was designed to align with the California Standards for the Teaching Profession (CSTP). The CSTPs measure the Teaching Performance Expectations (TPEs).

Click a tab below to view survey questions and results by a specific section.

General Information

TPE and Content Questions

Field Experiences and Intern Questions

This section provides institution and statewide survey results for TPE and content questions. Since the survey questions are optional, the number of question respondents may vary from question to question.

Use the drop down menus or color legend to filter data points in the figures. Click the figures for the View Data table or hover over the tooltip to view specific details.

Select Reporting Type
Single Year

Select Academic Year
2019-20

Select Program Standards
All

Select Section
Teaching Performance Expectations

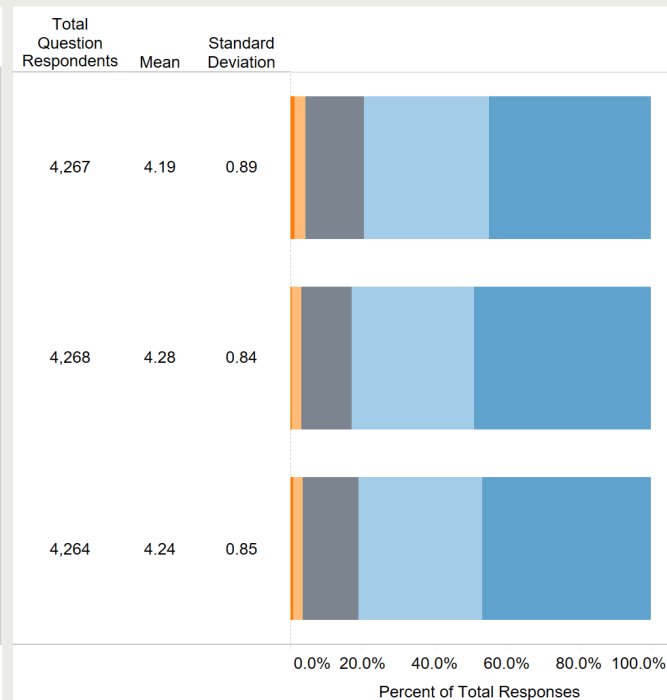
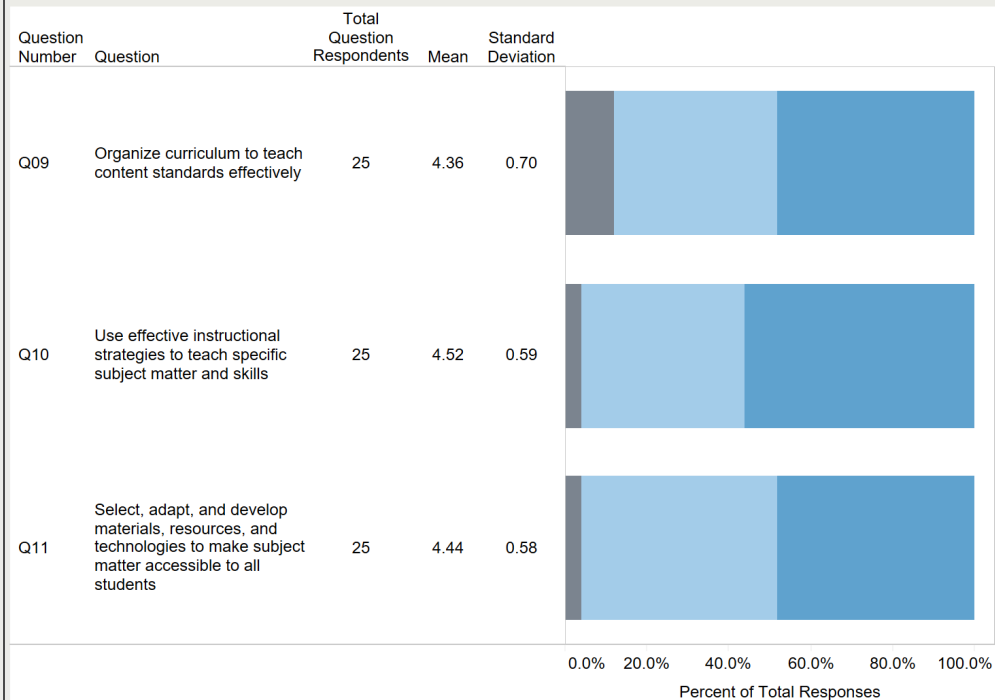
Select Subsection
3 - Understanding and Organizing Subject Matter for Student Learning

Select Response
All

How well did your teacher preparation program prepare you to do each of the following as a teacher?

INSTITUTION

STATE



Color Legend for Response

1 - Not at all

2 - Poorly

3 - Adequately

4 - Well

5 - Very well

This page provides a central location of where institution information and data can be accessed via the Accreditation Data Dashboard (ADD). The accreditation system is implemented to collect and provide reliable candidate and program data from a variety of sources that can be used to efficiently conduct a comprehensive institution and program review by identifying poorly performing programs and those with exemplary practices and outcomes. Additional information such as an institution's contact, annual data reports and accreditation links to activity documents are collected and provided by the institution.

Click the icons below to navigate to a section.



Overview



About Institution



Approved Programs



Annual Data & Analysis



Annual Report Card



Assessments



Surveys



Credentials

Preliminary Single Subject Teaching Credential Program Completer Survey Results



The Commission administers the Preliminary Single Subject Program Completer Survey annually between academic year September 1 to August 31. The survey is available to program completers who have been recommended for the Preliminary Single Subject Teaching Credential. The Preliminary Single Subject Program Completer Survey results start with 2016-17 academic year. The survey was designed to align with the California Standards for the Teaching Profession (CSTP). The CSTPs measure the Teaching Performance Expectations (TPEs).

Click a tab below to view survey questions and results by a specific section.

General Information

TPE and Content Questions

Field Experiences and Intern Questions

This section provides institution and statewide survey results for TPE and content questions. Since the survey questions are optional, the number of question respondents may vary from question to question.

Use the drop down menus or color legend to filter data points in the figures. Click the figures for the View Data table or hover over the tooltip to view specific details.

Select Reporting Type
Single Year

Select Academic Year
2019-20

Select Program Standards
All

Select Section
Teaching Performance Expectations

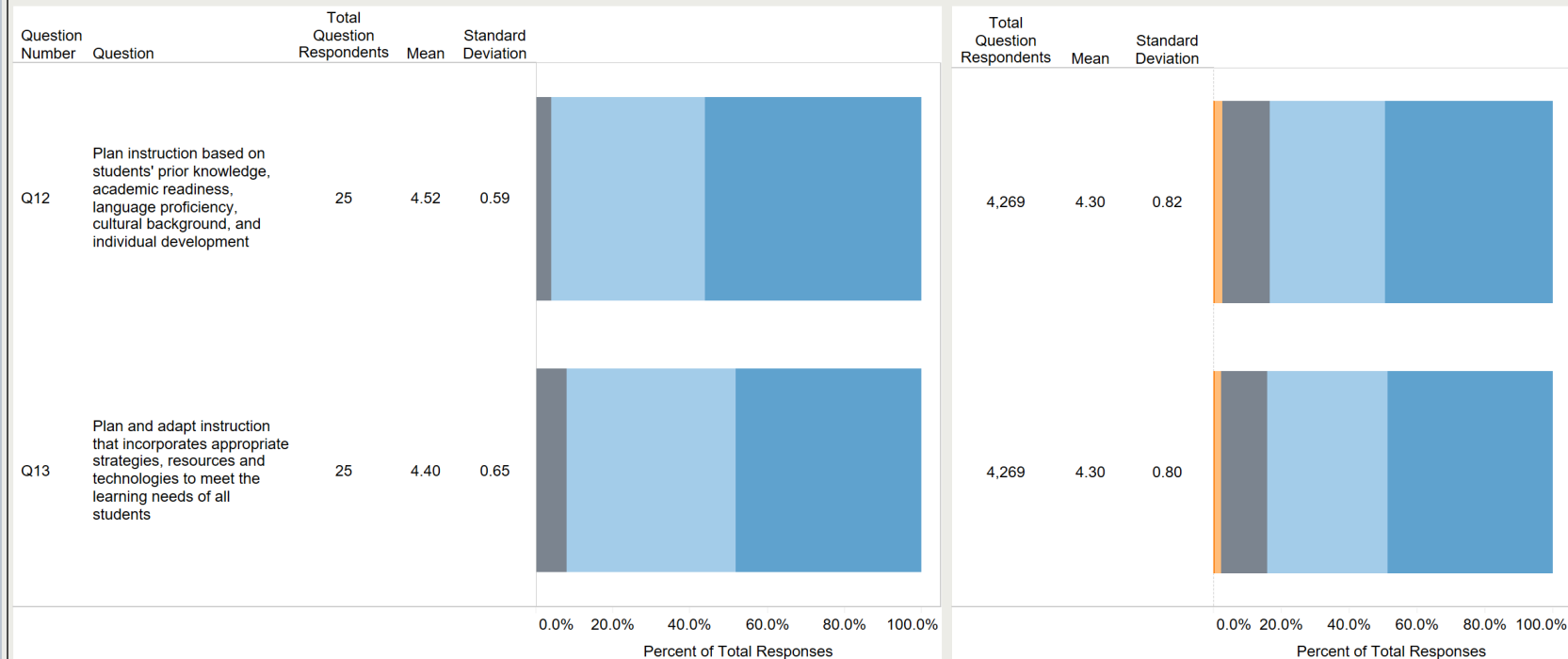
Select Subsection
4 - Planning Instruction and Designing Learning Experiences for All Students

Select Response
All

How well did your teacher preparation program prepare you to do each of the following as a teacher?

INSTITUTION

STATE



Color Legend for Response

1 - Not at all

2 - Poorly

3 - Adequately

4 - Well

5 - Very well

Part I: Overview of the Accreditation Data Dashboards | Part II: Accreditation Data Dashboards User Guide | Keyboard Access for Dashboards

CHAPMAN UNIVERSITY

This page provides a central location of where institution information and data can be accessed via the Accreditation Data Dashboard (ADD). The accreditation system is implemented to collect and provide reliable candidate and program data from a variety of sources that can be used to efficiently conduct a comprehensive institution and program review by identifying poorly performing programs and those with exemplary practices and outcomes. Additional information such as an institution's contact, annual data reports and accreditation links to activity documents are collected and provided by the institution.

Click the icons below to navigate to a section.

- Overview

About Institution

Approved Programs

Annual Data & Analysis

Annual Report Card

Assessments

Surveys

Credentials

Preliminary Single Subject Teaching Credential Program Completer Survey Results

The Commission administers the Preliminary Single Subject Program Completer Survey annually between academic year September 1 to August 31. The survey is available to program completers who have been recommended for the Preliminary Single Subject Teaching Credential. The Preliminary Single Subject Program Completer Survey results start with 2016-17 academic year. The survey was designed to align with the California Standards for the Teaching Profession (CSTP). The CSTPs measure the Teaching Performance Expectations (TPEs).

Click a tab below to view survey questions and results by a specific section.

- General Information

TPE and Content Questions

Field Experiences and Intern Questions

This section provides institution and statewide survey results for TPE and content questions. Since the survey questions are optional, the number of question respondents may vary from question to question. Use the drop down menus or color legend to filter data points in the figures. Click the figures for the View Data table or hover over the tooltip to view specific details.

Select Reporting Type

Single Year

Select Academic Year

2019-20

Select Program Standards

Program Standard 2

Select Section

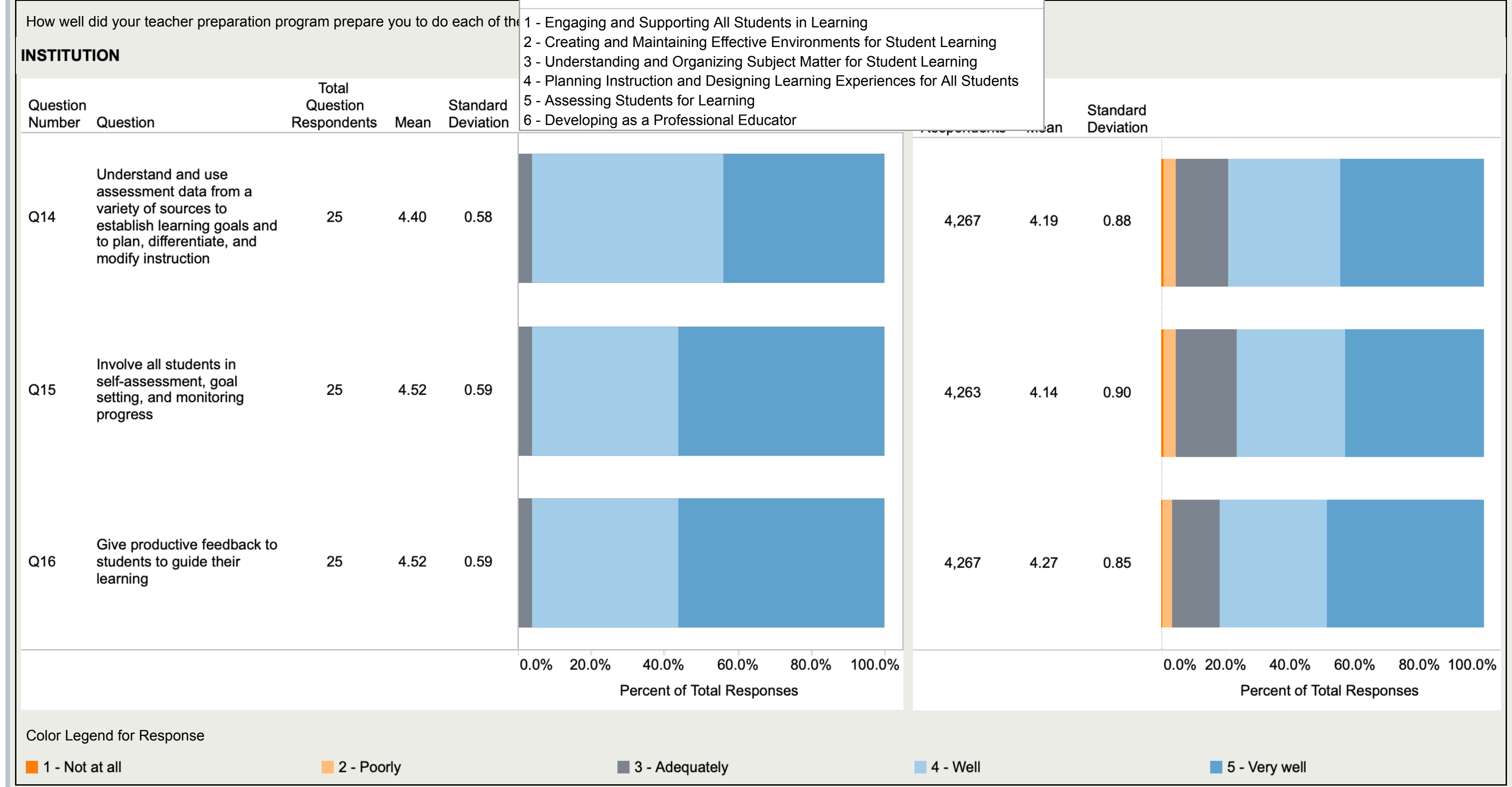
Teaching Performance Expectations

Select Subsection

5 - Assessing Students for Learning

Select Response

(All)



This page provides a central location of where institution information and data can be accessed via the Accreditation Data Dashboard (ADD). The accreditation system is implemented to collect and provide reliable candidate and program data from a variety of sources that can be used to efficiently conduct a comprehensive institution and program review by identifying poorly performing programs and those with exemplary practices and outcomes. Additional information such as an institution's contact, annual data reports and accreditation links to activity documents are collected and provided by the institution.

Click the icons below to navigate to a section.



Overview



About Institution



Approved Programs



Annual Data & Analysis



Annual Report Card



Assessments



Surveys



Credentials

Preliminary Single Subject Teaching Credential Program Completer Survey Results



The Commission administers the Preliminary Single Subject Program Completer Survey annually between academic year September 1 to August 31. The survey is available to program completers who have been recommended for the Preliminary Single Subject Teaching Credential. The Preliminary Single Subject Program Completer Survey results start with 2016-17 academic year. The survey was designed to align with the California Standards for the Teaching Profession (CSTP). The CSTPs measure the Teaching Performance Expectations (TPEs).

Click a tab below to view survey questions and results by a specific section.

General Information

TPE and Content Questions

Field Experiences and Intern Questions

This section provides institution and statewide survey results for TPE and content questions. Since the survey questions are optional, the number of question respondents may vary from question to question.

Use the drop down menus or color legend to filter data points in the figures. Click the figures for the View Data table or hover over the tooltip to view specific details.

Select Reporting Type
Single Year

Select Academic Year
2019-20

Select Program Standards
All

Select Section
Teaching Performance Expectations

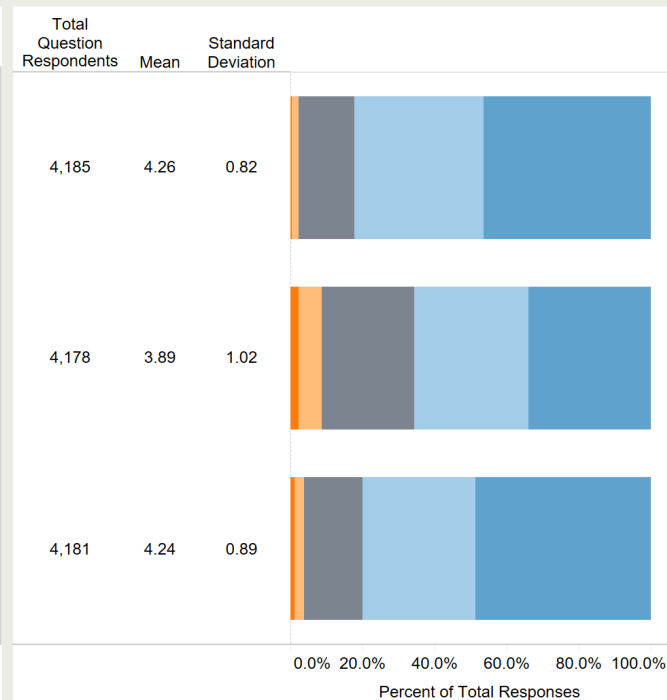
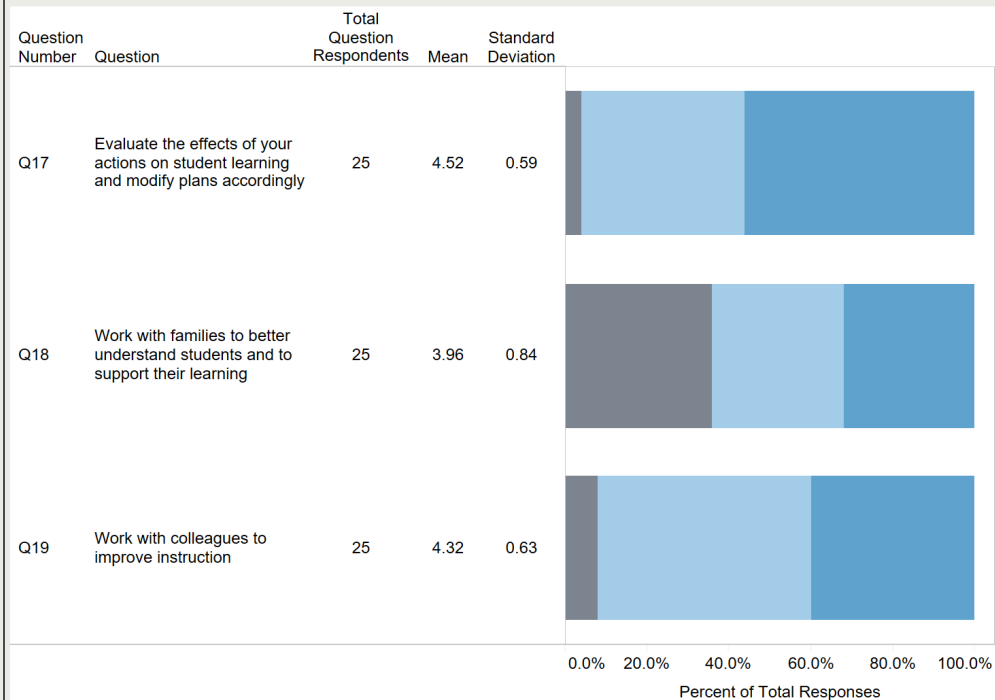
Select Subsection
6 - Developing as a Professional Educator

Select Response
All

How well did your teacher preparation program prepare you to do each of the following as a teacher?

INSTITUTION

STATE



Color Legend for Response

1 - Not at all

2 - Poorly

3 - Adequately

4 - Well

5 - Very well

This page provides a central location of where institution information and data can be accessed via the Accreditation Data Dashboard (ADD). The accreditation system is implemented to collect and provide reliable candidate and program data from a variety of sources that can be used to efficiently conduct a comprehensive institution and program review by identifying poorly performing programs and those with exemplary practices and outcomes. Additional information such as an institution's contact, annual data reports and accreditation links to activity documents are collected and provided by the institution.

Click the icons below to navigate to a section.



Preliminary Single Subject Teaching Credential Program Completer Survey Results



The Commission administers the Preliminary Single Subject Program Completer Survey annually between academic year September 1 to August 31. The survey is available to program completers who have been recommended for the Preliminary Single Subject Teaching Credential. The Preliminary Single Subject Program Completer Survey results start with 2016-17 academic year. The survey was designed to align with the California Standards for the Teaching Profession (CSTP). The CSTPs measure the Teaching Performance Expectations (TPEs).

Click a tab below to view survey questions and results by a specific section.

General Information	TPE and Content Questions	Field Experiences and Intern Questions
---------------------	---------------------------	--

The figures below provide institution and state results for questions relating to field experiences and interns. Since the survey questions are optional, the number of question respondents may vary from question to question. The mean and standard deviation are available for questions with 1-5 Likert scale responses. Likert scale responses will include the response value and response text. Check all that apply questions include percentages that are calculated by the number of responses and the total question respondents. Therefore, the percentage of responses will not be 100%.

Search results by selecting the drop down menus below. Click the figures for the View Data table or hover over the tooltip to view specific details.

Select Reporting Type
Single Year

Select Academic Year
2019-20

Select Program Standards
All

Select Question

Q23 - Which of the following best describes the kind of clinical experience you had during your preparation: (check all that apply)

INSTITUTION					STATE				
Total Question Respondents	Mean	Standard Deviation	Response		Total Question Respondents	Mean	Standard Deviation	Response	
25			Student teaching with a cooperating teacher	25 (100.0%)	4,218			Student teaching with a cooperating teacher	3,031 (71.9%)
			Teaching fellow or intern in a program where I served as teacher of record while taking courses for my credential	1 (4.0%)				Teaching fellow or intern in a program where I served as teacher of record while taking courses for my credential	1,136 (26.9%)
			Teaching on an emergency credential [PIP/ STP] while taking courses for my credential	1 (4.0%)				Teaching on an emergency credential [PIP/ STP] while taking courses for my credential	360 (8.5%)