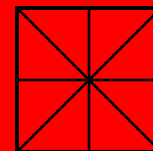


Chapman University

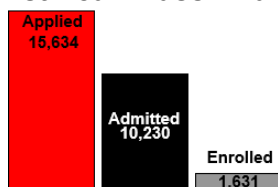
Orange, California 92866



Information Guide 2024 - 2025

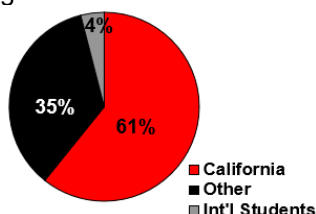
University Profile

Fall 2024 First Year Class Characteristics

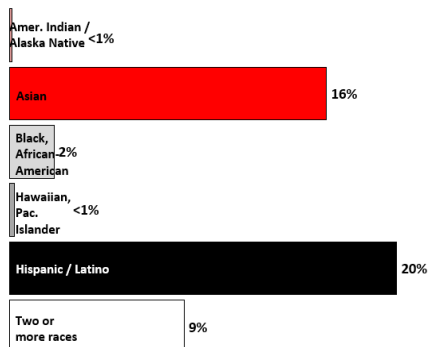


Mean Avg SAT/ACT _____ 1339/29
75th percentile SAT/ACT _____ 1440/31

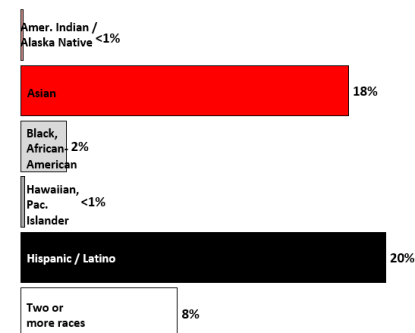
Geographic Origin



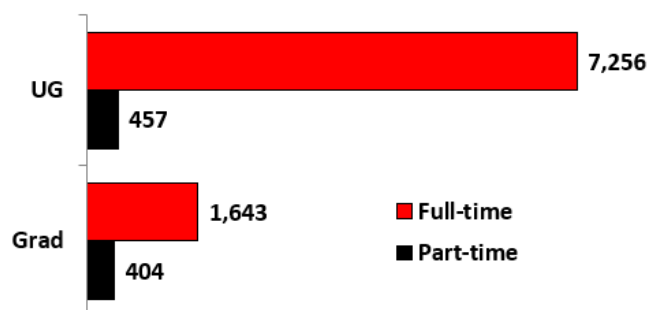
Diversity of Fall '24 Full-time Undergrads



Diversity of Fall '24 Full-time UG+GR



Fall 2024 Headcount Enrollment



First-time First Year Retained to 2nd Year

Fall 2023 Full-time Cohort _____ 92%

Graduation Rates (2016 FT First Year Cohort)

	4-Yr	6-Yr	8-Yr
Overall	76%	84%	84%
Men	67%	80%	81%
Women	81%	86%	86%
Nonresident Alien	70%	75%	75%
Latino/Hispanic	76%	85%	85%
Amer Ind/AK Ntv	*	*	*
Asian	86%	93%	93%
Black/Afr Amer	61%	74%	77%
Ntv HI/Other PI	*	*	*
White	75%	82%	83%
Two or more races	76%	81%	82%
Unknown	69%	86%	86%
Awarded Pell Grant	73%	80%	80%
Awarded Subsidized	78%	86%	86%
Fed. Loan (but not Pell)			
Awarded Neither Pell	76%	84%	84%
Nor Fed. Sub. Loan			

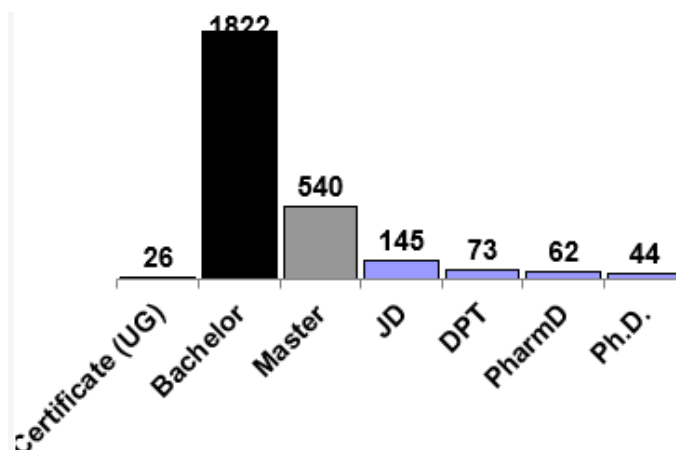
* Cell size is fewer than five students

Instructional Faculty Fall 2024

Student-Faculty Ratio _____ 12:1
Full-time Faculty _____ 589
Part-time Faculty _____ 590

Recent Graduates

Degrees Awarded (July 1, 2023 – June 30, 2024)



Characteristics of Degree Recipients 2023-24

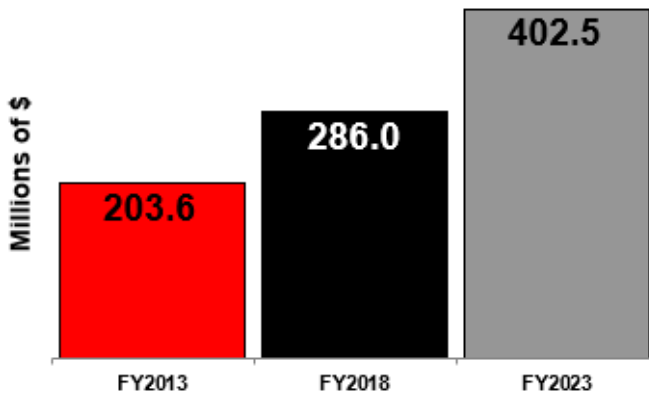
	UG	Master	Doctoral
Men	40%	32%	45%
Women	60%	68%	55%
Unknown	N/A	N/A	N/A
Nonresident Alien	3%	11%	6%
Hispanic/Latino	19%	19%	18%
Amer Ind/AK Ntv	<1%	<1%	0%
Asian	14%	17%	29%
Black/Afr Amer	2%	2%	4%
Ntv HI/Other PI	<1%	<1%	<1%
White	51%	43%	39%
Two or more races	8%	6%	4%
Unknown	2%	2%	2%

Degrees in Key Areas (2023-24)

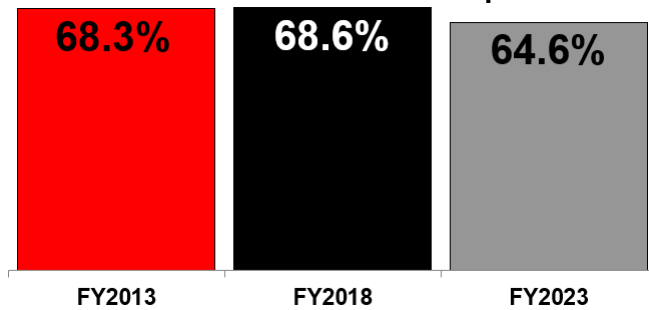
Business Administration (BS)	_____	425
Communication Studies (BA)	_____	84
English (BA, MA)	_____	44
Film Production (BFA, MFA)	_____	153
Law (JD, LL.M)	_____	145
Physical Therapy (DPT)	_____	73
Psychology (BA, MFT)	_____	189

Financial Information

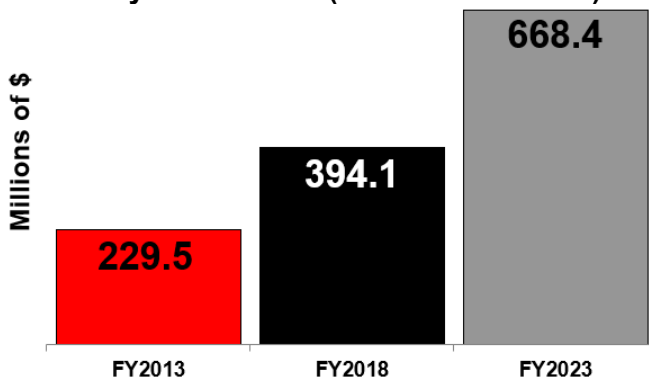
Educational Expenditures



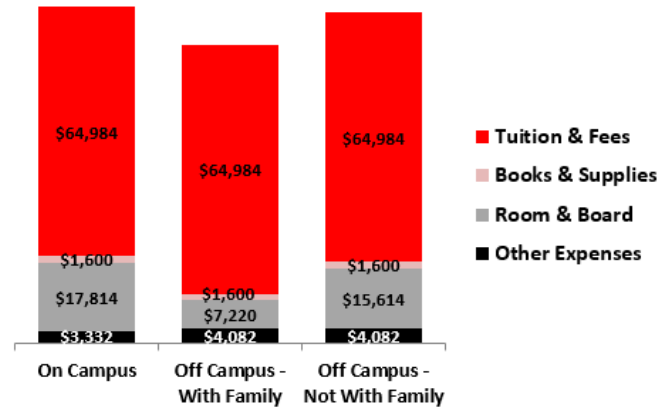
Instruction and Academic Support Expenses as Percent of Total Educational Expenses



University Endowment (End of Fiscal Year)



Estimated Costs of Attendance (2024-25 Undergraduates)



Fall 2023 Full-Time First-Time Frosh Awarded Financial Aid by Type:

Any Grant	88%
Federal Grants	20%
Pell Grants	20%
Other Fed Grants	8%
State/Local Grants	18%
Institutional Grants	88%
Any Loans	79%
Federal Loans	79%
Other Loans	4%
Average grant amount	\$35,434
Average loan amount	\$7,096

Total Annual Grant Aid Awarded to all Undergraduate Students (2023-24):

\$201,493,834

Total Undergraduate Students Awarded Pell Grant (2023-24): 20%



About Chapman

Located in the city of Orange, Chapman is one of the oldest, most prestigious private universities in California and is the largest independent university in Orange County. Founded in 1861, Chapman University is recognized for its liberal arts core, distinguished faculty, innovative programs, and personalized attention to students. The mission of Chapman University is to provide a personalized education of distinction that leads to inquiring, ethical and productive lives as global citizens.