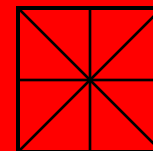


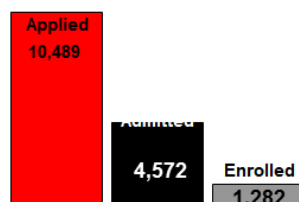
Chapman University

Orange, California 92866



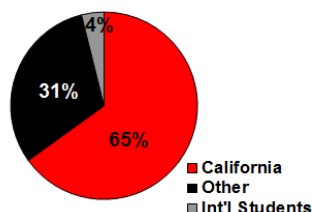
University Profile

Fall 2012 Freshman Class Characteristics

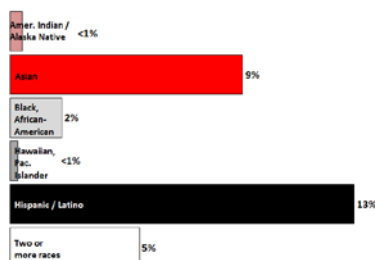


Average SAT/ACT _____ 1209/27
 75th percentile SAT/ACT _____ 1310/29

Geographic Origin



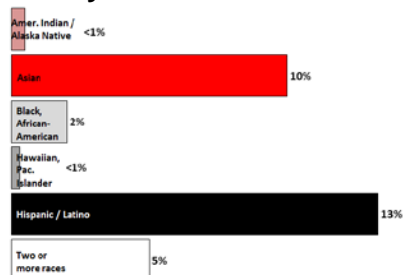
Diversity of Fall '12 Undergrads



Note: Excludes unknown and international



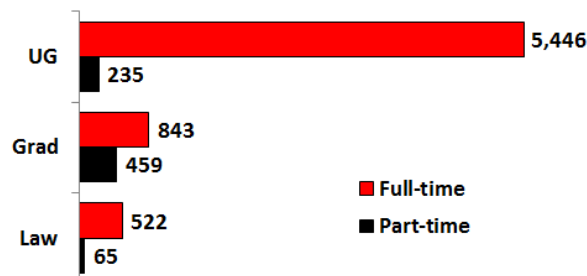
Diversity of Entire Fall '12 Full-time Student Body



Note: Excludes unknown and international



Fall 2012 Headcount Enrollment



First-time Freshmen Retained to 2nd Year

Fall 2011 Full-time Cohort _____ 91%

Graduation Rates (2003 Frosh Cohort)

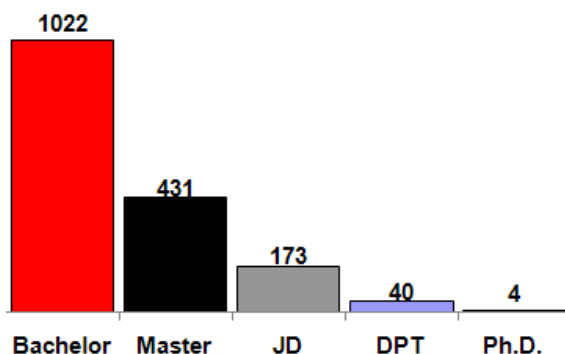
	4-Yr	6-Yr	8-Yr
Overall	53%	69%	75%
Men	45%	67%	70%
Women	58%	77%	78%
Nonresident Alien	33%	67%	67%
Black, non-Hispanic	56%	75%	75%
Amer Ind/Alaska Ntv	50%	75%	75%
Asian/Pac. Islander	55%	77%	79%
Latino/Hispanic	44%	67%	67%
White, non-Hispanic	54%	73%	75%
Race/Ethnic Unknown	48%	71%	71%
Students Awarded Pell Grant	37%	53%	53%
Students Awarded Subsidized Federal Loan (but not Pell)	53%	71%	72%
Students Awarded Neither Pell Nor Federal Sub Loan	50%	66%	67%

Faculty Information

Student Faculty Ratio	14:1
Full-time Faculty	380
Part-time Faculty	414

Recent Graduates

Degrees Awarded (Class of 2011-12)



Degrees in Key Areas (2011-12)

Business Administration (BS)	220
Communication Studies (BA)	90
English (BA, MA)	40
Film Production (BFA, MFA)	124
Law (JD, LL.M)	218
Physical Therapy (DPT)	46
Psychology (BA, MA)	103

Characteristics of Degree Recipients

	UG	Master	Doctoral
Men	39%	43%	45%
Women	61%	57%	55%
Nonresident Alien	6%	9%	<1%
Hispanic/Latino	13%	14%	5%
Amer Ind/Alaska Ntv	<1%	<1%	0%
Asian	9%	10%	14%
Black or Afr. Amer.	2%	3%	<1%
Nat. Hawaiian/Pac. Is.	<1%	1%	<1%
White, non-Hispanic	61%	51%	59%
Two or more races	3%	<1%	2%
Race/Ethnic Unknown	6%	12%	18%
Students Awarded Pell Grant	17%	N/A	N/A
Students Awarded Subsidized Federal Loan (but not Pell)	41%	N/A	N/A
Students Awarded Neither Pell Nor Federal Sub Loan	42%	N/A	N/A

% of 2010-11 UG Degree Recipients Pursuing Post-Graduate Education as of Fall 2011:

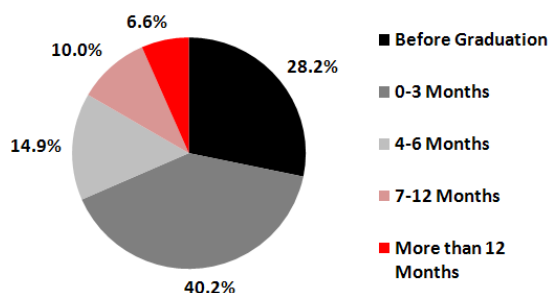
12.1%

Sampling of Institutions at Which They Were Found to be Enrolled:

Boston College
 Brandeis University
 California Institute of the Arts
 Claremont Graduate University
 Harvard University
 The Julliard School
 New York University
 Pepperdine University
 University of California (Berkeley)
 University of California (Irvine)
 University of California (Los Angeles)
 University of Southern California

Source: National Student Clearinghouse

Time Elapsed From Graduation to Acceptance of Full-time Employment (2006-07 Undergraduate Degree Recipients)



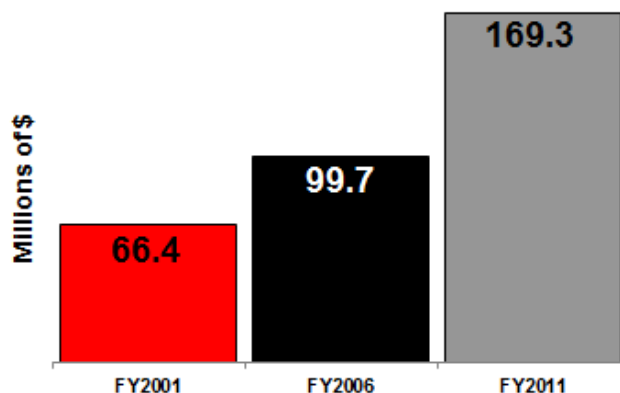
Sampling of Employers:

Academy of Motion Pictures & Sciences
 Bayer HealthCare
 CB Richard Ellis
 CBS Corporation
 CDM
 Dailey & Associates Advertising
 Department of Homeland Security
 Grant Thornton
 Lionsgate Entertainment
 O Entertainment/Nickelodeon
 Orange Unified School District
 Pfizer
 PIMCO
 School Districts Across California
 Sí TV
 The Boeing Company
 The Pacific Chorale
 The Walt Disney Company
 William O'Neil & Co.
 US Dept. of Education

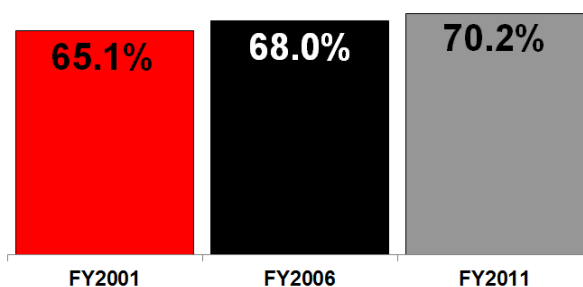
Source: 2006-07 Alumni Survey

Financial Information

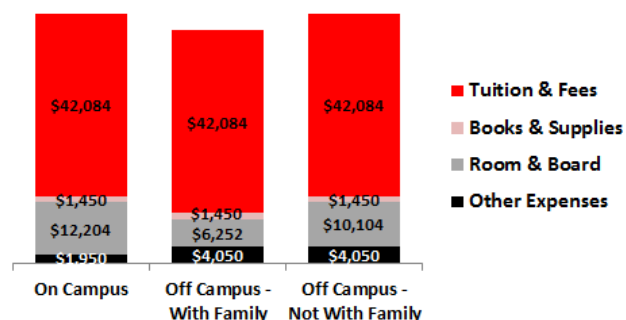
Educational Expenditures



Instruction and Academic Support Expenses as Percent of Total Educational Expenses



Estimated Costs of Attendance (2010-11 Undergraduates)



Fall 2011 Full-Time First-Time Freshmen Awarded Financial Aid by Type:

Any Grant	83%
Federal Grants	20%
Pell Grants	19%
Other Fed Grants	18%
State/Local Grants	13%
Institutional Grants	83%
Any Loans	77%
Federal Loans	77%
Other Loans	4%
Average grant amount	\$23,955
Average loan amount	\$6,678

Total Annual Grant Aid Awarded to all Undergraduate Students:

\$147,024,923

Total Undergraduate Students Awarded Pell Grant: 22%



About Chapman

Located in the city of Orange, Chapman is one of the oldest, most prestigious private universities in California and is the largest independent university in Orange County. Founded in 1861, Chapman University is recognized for its liberal arts core, distinguished faculty, innovative programs, and personalized attention to students. The mission of Chapman University is to provide a personalized education of distinction that leads to inquiring, ethical and productive lives as global citizens.