


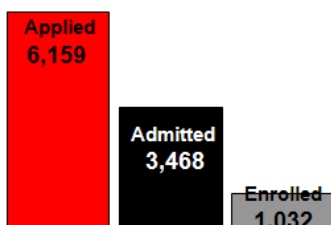
Chapman University

Orange, California 92866



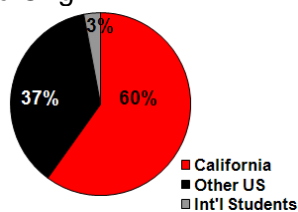
University Profile

Fall 2009 Freshman Class Characteristics

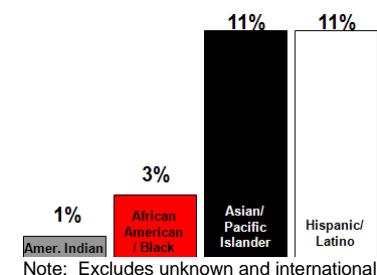


Average SAT/ACT _____ 1227/27
 75th percentile SAT/ACT _____ 1339/29

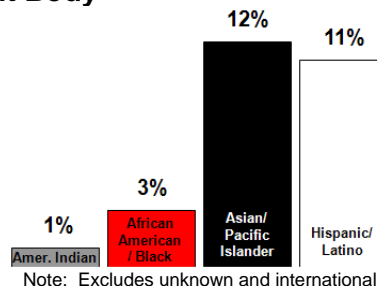
Geographic Origin



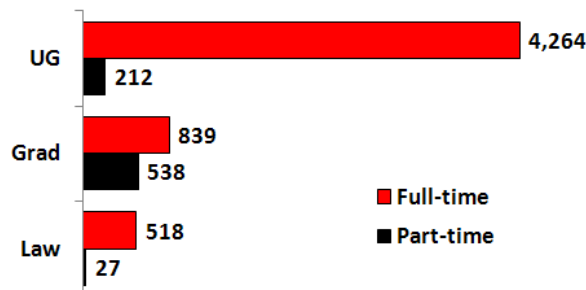
Diversity of Fall '09 Undergrads



Diversity of Entire Fall '09 Full-time Student Body



Fall 2009 Headcount Enrollment



First-time Freshmen Retained to 2nd Year

Fall 2008 Full-time Cohort _____ 87%

Graduation Rates (2001 Frosh Cohort)

	4-Yr	6-Yr	8-Yr
Overall	50%	67%	69%
Men	46%	65%	68%
Women	52%	69%	70%
Nonresident Alien	18%	35%	35%
Black, non-Hispanic	60%	67%	73%
Amer Ind/Alaska Ntv	0%	50%	50%
Asian/Pac. Islander	57%	70%	72%
Latino/Hispanic	44%	70%	70%
White, non-Hispanic	50%	67%	69%
Race/Ethnic Unknown	51%	72%	73%
Students Awarded Pell Grant *	48%	59%	64%
Students Awarded Subsidized Federal Loan (but not Pell) *	50%	67%	70%
Students Awarded Neither Pell Nor Federal Sub Loan *	44%	63%	65%

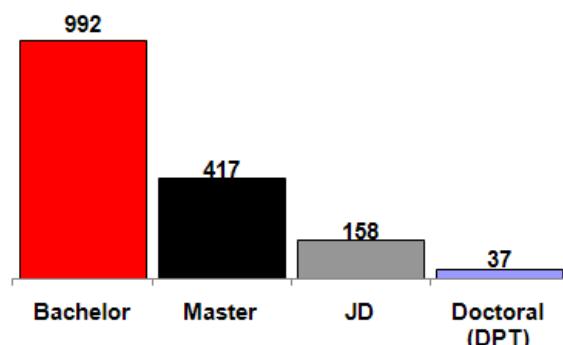
* Fall 2000 Cohort

Faculty Information

Student Faculty Ratio _____ 14:1
 Full-time Faculty _____ 356
 Part-time Faculty _____ 297

Recent Graduates

Degrees Awarded (Class of 2008-09)



Degrees in Key Areas (2008-09)

Business Administration (BS)	223
Communication Studies (BA)	74
English (BA, MA)	42
Film Production (BFA, MFA)	150
Law (JD, LL.M)	165
Physical Therapy (DPT)	37
Psychology (BA, MA)	75

Characteristics of Degree Recipients

	UG	GR/DPT	JD
Men	40%	41%	54%
Women	60%	59%	46%
Nonresident Alien	2%	9%	1%
Black, non-Hispanic	2%	2%	1%
Amer Ind/Alaska Ntv	1%	1%	0%
Asian/Pac. Islander	8%	8%	14%
Latino/Hispanic	10%	12%	5%
White, non-Hispanic	72%	56%	52%
Race/Ethnic Unknown	6%	13%	27%
Students Awarded Pell Grant *	25%	N/A	N/A
Students Awarded Subsidized Federal Loan (but not Pell) *	35%	N/A	N/A
Students Awarded Neither Pell Nor Federal Sub Loan *	40%	N/A	N/A

*Class of 2007-08

% of 2007-08 UG Degree Recipients Pursuing Post-Graduate Education as of Fall 2008:

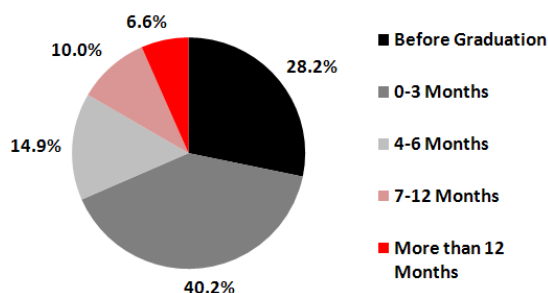
18.0%

Sampling of Institutions at Which They Were Found to be Enrolled:

Claremont Graduate University
Harvard Divinity School
Loyola Law School
Mayo Clinic College of Medicine
Pepperdine University
Rutgers University (New Brunswick)
Teachers College Columbia University
University of California (Davis)
University of California (Irvine)
University of California (Los Angeles)
University of California (Santa Barbara)
University of Southern California

Source: National Student Clearinghouse

Time Elapsed From Graduation to Acceptance of Full-time Employment (2006-07 Undergraduate Degree Recipients)



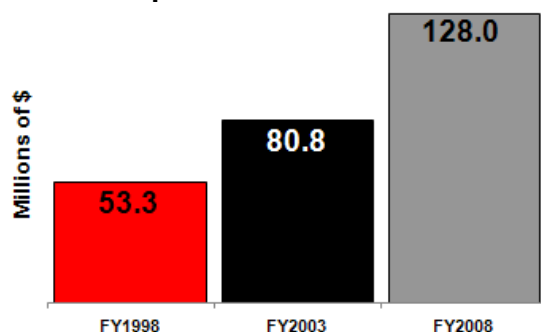
Sampling of Employers:

Academy of Motion Pictures & Sciences
Bayer HealthCare
CB Richard Ellis
CBS Corporation
CDM
Dailey & Associates Advertising
Department of Homeland Security
Grant Thornton
Lionsgate Entertainment
O Entertainment/Nickelodeon
Orange Unified School District
Pfizer
PIMCO
School Districts Across California
Sí TV
The Boeing Company
The Pacific Chorale
The Walt Disney Company
William O'Neil & Co.
US Dept. of Education

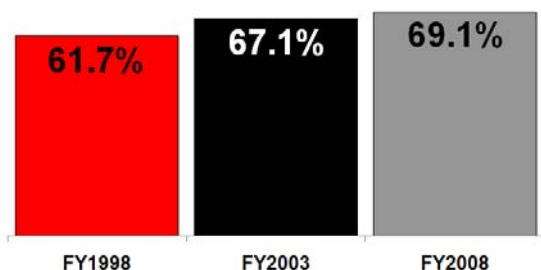
Source: 2006-07 Alumni Survey

Financial Information

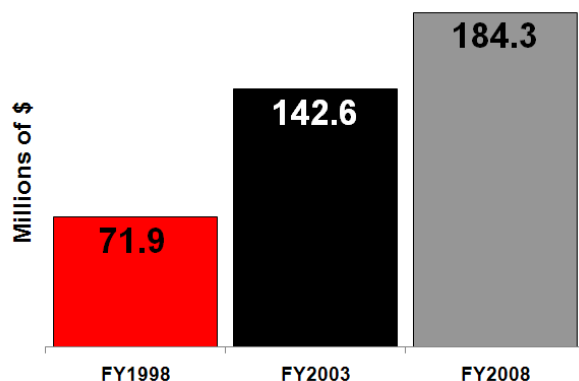
Educational Expenditures



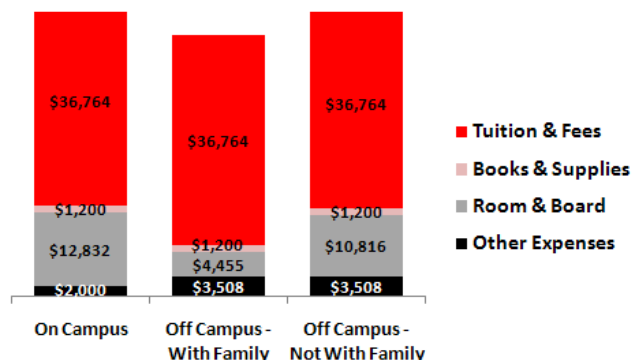
Instruction and Academic Support Expenses as Percent of Total Educational Expenses



Endowment



Estimated Costs of Attendance (2009-10 Undergraduates)



Fall 2008 Full-Time First-Time Freshmen Awarded Financial Aid by Type:

Any Grant	83%
Federal Grants	12%
Pell Grants	12%
Other Fed Grants	12%
State/Local Grants	9%
Institutional Grants	82%
Any Loans	53%
Federal Loans	52%
Other Loans	20%
Average grant amount (2007-08)	\$18,430
Average loan amount (2007-08):	\$3,945

Total Annual Grant Aid Awarded to all Undergraduate Students (2007-08):
\$54,907,538

Total Undergraduate Students Awarded Pell Grant (2007-08): 15%



About Chapman

Located in the city of Orange, Chapman is one of the oldest, most prestigious private universities in California and is the largest independent university in Orange County. Founded in 1861, Chapman University is recognized for its liberal arts core, distinguished faculty, innovative programs, and personalized attention to students. The mission of Chapman University is to provide a personalized education of distinction that leads to inquiring, ethical and productive lives as global citizens.