



Chapman University

Fact Book

2023 – 2024

All Inquiries Should Be Directed To:

Institutional Research and Decision Support (IRADS)
One University Dr.
Orange, CA 92866

<http://www.chapman.edu/irads>

Table of Contents

University Profile	5
University Officers.....	6
Board of Trustees.....	7
Board of Governors.....	8
President’s Cabinet	9
Vision Statement.....	10
Mission.....	10
Central Commitments	10
Academic Programs	11
Accreditation.....	15
Trends and Growth.....	17
Undergraduate Headcount Enrollment	18
Graduate Headcount Enrollment (Excludes Juris Doctor).....	18
Juris Doctor Headcount Enrollment.....	19
Average High School GPA of New First Year Students	19
Percent of New First Years in Top 25% and 10% of Their HS Graduating Class	20
Average SAT Score of New First Years.....	20
Fall-to-Fall Retention Rate of First-time First Years.....	21
Six-Year Graduation Rate of First-time First Years	21
Full-Time Faculty Headcount	22
Full-Time Staff Headcount	22
Student Data.....	23
New Freshman Profile	24
<i>Applicants, Admissions, and Enrollees (Domestic & International)</i>	24
<i>Mean SAT and ACT Scores and GPA of Entering Freshmen</i>	24
Enrollment.....	25
<i>Total Headcount Enrollment by Gender and Level</i>	25
<i>Total Headcount Enrollment by Race/Ethnicity and Level</i>	25
<i>Percent of Total Headcount Enrollment by Level</i>	26
<i>Total Degree-Seeking Headcount Enrollment by School/College</i>	26
<i>Total Degree-Seeking Undergraduate Headcount Enrollment by School/College ..</i>	27
<i>Total Degree-Seeking Graduate Enrollment by School/College</i>	27
Degrees Awarded.....	28
<i>Degrees Awarded by Level and School (Excluding Certificates)</i>	28
<i>Undergraduate Degrees Awarded by Major</i>	29
<i>Graduate Degrees Awarded by Major</i>	30
Faculty & Staff Data.....	31
<i>Full-Time Instructional Faculty by Sex</i>	32
<i>Full-Time Instructional Faculty by Race/Ethnicity</i>	32
<i>Full-Time Staff by Sex</i>	33
<i>Full-Time Staff by Race/Ethnicity</i>	33

A Profile of Chapman University

UNIVERSITY PROFILE

University Officers

University Presidents

James B. Martin	1863-1875
Benjamin H. Smith	1875-1878
Allen M. Elston	1878-1892
Henry D. McAneney	1892-1912
Arthur C. Braden	1922-1929
Cecil F. Cheverton	1929-1941
George N. Reeves	1942-1956
J.E. Wilkinson (Acting)	1956-1957
John L. Davis	1957-1971
Donald C. Kleckner	1971-1975
Davis Chamberlin (Acting)	1976-1977
G.T. Smith	1977-1988
James L. Doti (Acting)	1988-1989
Allen E. Koenig	1989-1991
James L. Doti	1991-2016
Daniele C. Struppa	2016-present

Administration

Dr. Daniele C. Struppa, President
Dr. Norma Bouchard, Executive Vice President, Provost, and Chief Academic Officer
Mr. Harold W. Hewitt, Jr., Executive Vice President and Chief Operating Officer
Dr. Matthew Parlow, Executive Vice President for University Advancement
Ms. Helen Norris, Vice President and Chief Information Officer
Dr. Reginald Chhen Stewart, Vice President of Diversity, Equity and Inclusion
Ms. Collette Creppell, Vice President of Campus Planning and Design
Mr. Joseph Slowensky, Vice Provost of Institutional Effectiveness and Faculty Advancement
Dr. Brad Petitfils, Vice Provost for Undergraduate Education
Dr. Innokentiy Maslennikov, Vice Provost for Graduate Education
Dr. Martina Nieswandt, Vice President for Research
Dr. Jerry Price, Vice President for Student Affairs and Dean of Students
Dr. Raymond Sfeir, Vice Provost for Operations and Finance
Mr. Michael Pelly, Vice President and Dean for Enrollment Management
Dr. Kevin Ross, Dean of the Leatherby Libraries
Mr. Terry Boesel, Director of Athletics
Mr. Brian K. Powell, Vice President and Chief Human Resources Officer
Mr. Brian Thomason, Vice President of Finance and Controller
Dr. Janine P. DuMontelle, Vice President of Legal Affairs and General Counsel
Mr. Jamie Ceman, Vice President of Strategic Marketing and Communications

Academic Deans

Dr. Jennifer Keene, Dean, Wilkinson College of Arts, Humanities, and Social Sciences
Dr. Henrik Cronqvist, Dean, George L. Argyros School of Business and Economics

Dr. M. Andrew Mosier, Interim Dean, School of Communication
Dr. Roxanne Greitz Miller, Dean, College of Educational Studies
Vacant, Dean, Fowler School of Engineering
Mr. Stephen Galloway, Dean, Lawrence & Kristina Dodge College of Film and Media Arts
Dr. Janeen Hill, Dean, Crean College of Health and Behavioral Sciences
Dr. Paul Patton, Dean, Dale E. Fowler School of Law
Dr. Giulio Ongaro, Dean, College of Performing Arts
Dr. Rennolds Ostrom, Dean, School of Pharmacy
Dr. Michael Ibba, Dean, Schmid College of Science and Technology

Board of Trustees

Officers

Parker Kennedy, Chair
James Mazzo, Vice Chair
Scott Chapman, Secretary

Members

Marilyn Alexander
Lisa Argyros '07
Raj S. Bhathal
Gaye Birtcher
Ken Bunt '93
James P. Burra
Robert Case
Akin Ceylan '90
Irving M. Chase
Jerome W. Cwiertnia
Zeinab Dabbah (JD '12)
Dale E. Fowler '58
Jane Fujishige Yada
Emile Haddad
Gavin S. Herbert, Jr.
Mark Hilbert
William K. Hood
Andrew Horowitz

Andrés Irlando
Mark Chapin Johnson '05
Cheryl Lentz
Melinda Masson
Maronya Moultrie
Marybelle Musco
Richard Muth (MBA '81)
James B. Roszak
The Honorable Loretta Sanchez '82
Mohindar S. Sandhu
Ronald M. Simon
Tim Vanderhook
The Honorable Gaddi H. Vasquez '09
Annette Walker
George Wall
Nella Webster-O'Grady
Karen R. Wilkinson '69
Charlie Zhang

Emeritus Chairs

Wylie A. Aitken
The Honorable George L. Argyros '59

Doy B. Henley
Donald E. Sodaro

UNIVERSITY PROFILE

Emeritus Trustees

Donna Ford Attallah '61
Arlene R. Craig
David C. Henley
Roger C. Hobbs

Joann Leatherby
Tom Malloy
Richard R. Schmid
R. David Threshie

Ex Officio Trustees

Reverend LaTaunya Bynum '76
Aaron Flewellen '04
Raphie Giron '14
Reverend Jay Hartley
Reverend Dayna Kinkade

Paula McCance
Sheri Nazaroff
Michael Penn '04
Reverend Richie Sanchez
Daniele C. Struppa

Board of Governors

Officers

Michael Penn (JD '04), Chair
Rebecca Hall '96, Executive Vice Chair
Casey Kasprzyk '01, Vice Chair
Robin Follman, Secretary

Members

George Adams, Jr.
Bridgett Baril
Bob Barry
Shari Battle
James E. Blalock (JD '09)
Brad Cohen
Bradley Comp
Galen Grillo (EMBA '13)
Cooper Hefner '15
Mark Hoover
Lauren Johnson '99
Samuel Johnson
Patty Juarez
Casey Kasprzyk '01
Dustin Kemmerer

Scott A. Kisting
Jason Krotts '00
Dennis Kuhl
Jared Mathis
Scott Meden
Samuel Mirejovsky (JD '11)
Carrie Nocella '99
Katie Rodin '01
John Sanders '70
Bicky Singh
Betty Uribe
Kelly Vlahakis-Hanks (MBA '16)
James F. Wilson
Paula Yakubik '94

Ex-Officio Governors

Matthew Parlow
Daniele C. Struppa

Emeritus Governors

Marta S. Bhathal
Kathleen A. Bronstein
Gary E. Liebl
Jean H. Macino
Richard D. Marconi
Jerrel T. Richards
Douglas E. Willits '72

President's Cabinet

Guy Abramo
Bart Asner
Rashanta Bledman '05
Sheryl Bourgeois
Barry Goldfarb
Alex Hayden '95
Gavin S. Herbert
Elim Kay
Steeve Kay
Joe E. Kiani
Jennifer Keller
Mike Mussallem
Jim Peterson
Susan Samuelli
Christine Sisley
Ralph Stern
Ken Tokita
Alan L. True
David Wilson

UNIVERSITY PROFILE

Vision Statement

Chapman University will be a student-centered institution, recognized nationally and internationally as a center of academic and personal excellence that prepares our students to contribute to global society.

Mission

The mission of Chapman University is to provide personalized education of distinction that leads to inquiring, ethical, and productive lives as global citizens.

Central Commitments

The mission of Chapman University finds expression through the following central commitments:

- Create stimulating learning environments for a diverse population.
- Recruit and retain an outstanding faculty that cherishes teaching, research, and creative activity as primary professional commitments and that strives to build a creative intellectual community in which the inquiring life is exemplified by a shared commitment among students and faculty to the pursuit of knowledge.
- Offer curricula that integrate liberal arts and professional learning in order to foster independent and critical thinking, effective communication, and an international perspective.
- Create learning, living, and working environments that foster diversity, multiple perspectives, and the free exchange of ideas.
- Affirm our openness to diverse religious, spiritual, political, and ethical traditions.
- Encourage the linkage between a life of learning and service and vital interaction of the University with our wider communities.
- Devote resources in a fiscally responsible manner to support outstanding teaching, scholarship, and learning and develop facilities that enhance the living and learning environments.

Academic Programs

Wilkinson College of Arts, Humanities, and Social Sciences

Department of Art

B.A. in Art History
B.F.A. in Art
B.F.A. in Graphic Design

Department of English and Comparative Literature

B.A. in English
B.F.A. in Creative Writing
Integrated Undergraduate / M.A. in English
M.A. in English
M.F.A. in Creative Writing
Dual Degree Program: M.A. in English / M.F.A. in Creative Writing

Department of History

B.A. in History
Integrated Undergraduate / M.A. in War, Diplomacy, and Society
M.A. in War, Diplomacy, and Society

International Studies Program

M.A. in International Studies
Integrated Undergraduate / M.A. in International Studies

Peace Studies Program

B.A. in Peace Studies

Department of Political Science

B.A. in Political Science

Department of Religious Studies

B.A. in Religious Studies

Department of Sociology

B.A. in Sociology

Department of World Languages and Cultures

B.A. in French
B.A. in Global Communication and World Languages
B.A. in Spanish

George L. Argyros School of Business and Economics

Certificate in Applied Statistical Analysis
B.A. in Economics
B.S. in Accounting
B.S. in Business Administration

UNIVERSITY PROFILE

Integrated Undergraduate / M.B.A.
Integrated Undergraduate / M.S. Accounting
Integrated Undergraduate / M.S. Behavioral and Computational Economics
Executive M.B.A.
M.B.A. (Full-time)
M.B.A. (Professional)
M.B.A. in Prague
M.S. Accounting
M.S. Behavioral and Computational Economics
M.S. Real Estate
Joint Juris Doctor / M.B.A. (with the Fowler School of Law)
Joint M.B.A. / M.F.A. in Film and Television Producing (with Dodge College)
Joint M.B.A. / M.S. in Food Science (with Schmid College)

School of Communication

B.A. in Communication Studies
B.A. in Global Communication and World Languages
B.A. in Strategic and Corporate Communication
Integrated Undergraduate / M.S. in Health and Strategic Communication
M.S. in Health and Strategic Communication
Ph.D. in Communication

College of Educational Studies

B.A. in Integrated Educational Studies
Integrated Undergraduate / M.A. in Curriculum and Instruction
Integrated Undergraduate / M.A. in Leadership Development
Integrated Undergraduate / M.A. in Special Education
Integrated Undergraduate / M.A. in Teaching
Ed.S. in School Psychology / M.A. in Educational Psychology
M.A. in Counseling
M.A. in Leadership Development
M.A. in Special Education
M.A. in Teaching (Elementary, Secondary, or Music Education)
Ph.D. in Education (Cultural and Curricular Studies, Disability Studies, Leadership Studies, School Psychology, or Teacher Education Emphasis)
Multiple Subject Credential
Pupil Personnel Services Credential in School Counseling
Pupil Personnel Services Credential in School Psychology
Single Subject Credential
Special Education Preliminary Credential: Mild/Moderate
Special Education Preliminary Credential: Extensive Support Needs

Dale E. and Sarah Ann Fowler School of Engineering

- B.S. in Computer Engineering
- B.S. in Computer Science
- B.S. in Data Science
- B.S. in Electrical Engineering
- B.S. in Software Engineering
- Integrated Undergraduate / M.S. Electrical Engineering and Computer Science
- M.S. in Electrical Engineering and Computer Science

Lawrence and Kristina Dodge College of Film and Media Arts

- B.A. in Film and Media Studies
- B.A. in Public Relations, Advertising, and Entertainment Marketing
- B.F.A. in Animation and Visual Effects
- B.F.A. in Broadcast Journalism and Documentary
- B.F.A. in Creative Producing
- B.F.A. in Film and Television Production
- B.F.A. in Screen Acting (joint program with the College of Performing Arts)
- B.F.A. in Writing for Film and Television
- Integrated Undergraduate / M.A. Film and Media Studies Program
- M.A. in Film and Media Studies
- M.F.A. in Film and Television Producing
- M.F.A. in Film Production
- M.F.A. in Production Design
- M.F.A. in Screenwriting
- M.F.A. in The Showrunner Program
- M.B.A. / M.F.A. in Film and Television Producing (with the Argyros School)
- Juris Doctor / M.F.A. in Film and Television Producing (with the School of Law)

Crean College of Health and Behavioral Sciences

- B.A. in Psychology
- B.S. in Applied Human Physiology
- B.S. in Health Sciences
- Doctor of Physical Therapy (DPT)
- M.A. in Marriage and Family Therapy
- M.M.S. in Physician Assistant Studies
- M.S. in Communication Sciences and Disorders
- Speech Language Pathology Services Credential

Dale E. Fowler School of Law

- Juris Doctor
- Juris Doctor / M.B.A. (with the Argyros School)
- Juris Doctor / M.F.A. in Film and Television Producing (with Dodge College)

UNIVERSITY PROFILE

College of Performing Arts

Department of Dance

B.A. in Dance

B.F.A. in Dance Performance

Hall-Musco Conservatory of Music

B.A. in Music

B.M. in Composition

B.M. in Performance

B.M. (Pre-Certification, Music Education)

M.M. in Keyboard Collaborative Arts

Department of Theatre

B.A. in Theatre

B.F.A. in Screen Acting (joint program with Dodge College)

B.F.A. in Theatre Performance

School of Pharmacy

The Accelerated Pre-Pharmacy Experience (APEX) Program

Integrated B.S. / M.S. in Pharmaceutical Sciences

M.S. in Patient Safety

M.S. in Pharmaceutical Sciences

M.S. in Regulatory Affairs

Doctor of Pharmacy (Pharm.D.)

Ph.D. in Pharmaceutical Sciences

Schmid College of Science and Technology

B.A. in Philosophy

B.S. in Biochemistry and Molecular Biology

B.S. in Biological Sciences

B.S. in Chemistry

B.S. in Environmental Science and Policy

B.S. in Mathematics

B.S. in Physics

Chapman/UC Irvine Joint Degree Program in Engineering

Integrated Undergraduate / M.S. in Computational and Data Sciences

Integrated Undergraduate / M.S. in Food Science

Doctor of Science in Mathematics, Philosophy, and Physics

M.S. in Computational and Data Sciences

M.S. in Food Science

Ph.D. in Computational and Data Sciences

Joint M.B.A. / M.S. in Food Science (with the Argyros School)

Accreditation

Regional Accrediting Body

Chapman University is accredited by the Western Association of Schools and Colleges, Accrediting Commission for Senior College and University Commission (WSCUC).

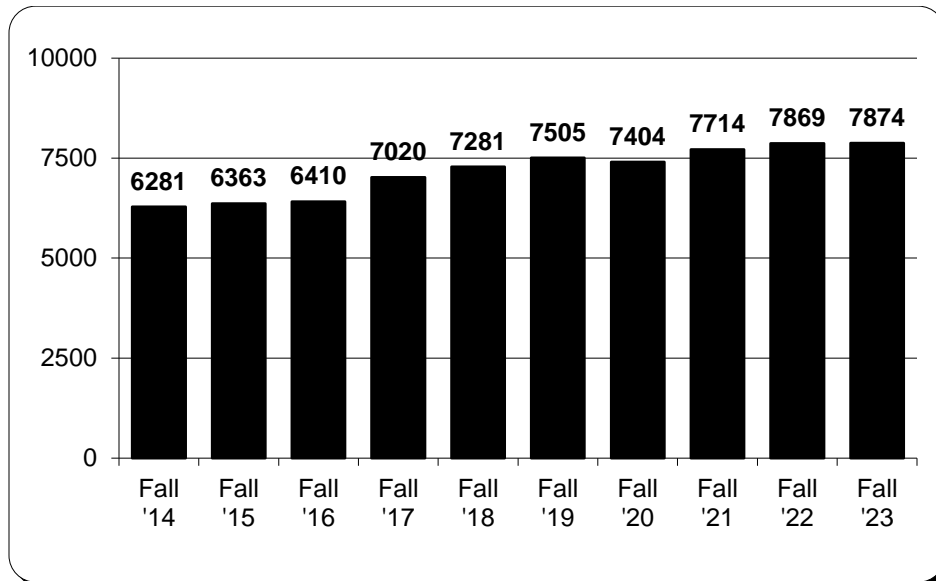
Professional & Programmatic Accreditation by:

Accreditation Council for Pharmacy Education
Accreditation Review Commission on Education for the Physician Assistant
American Bar Association
American Chemical Society
American Society for Biochemistry and Molecular Biology
Association to Advance Collegiate Schools of Business
California Commission on Teacher Credentialing
Commission on Accreditation for Marriage and Family Therapy Education
Commission on Accreditation in Physical Therapy Education
Council on Academic Accreditation in Audiology Speech-Language Pathology of the American Speech-Language-Hearing Association
Council for the Accreditation of Educator Preparation
International School Psychology Association
National Association of School Psychologists
National Association of Schools of Dance
National Association of Schools of Music
National Association of Schools of Theatre

Trends And Growth

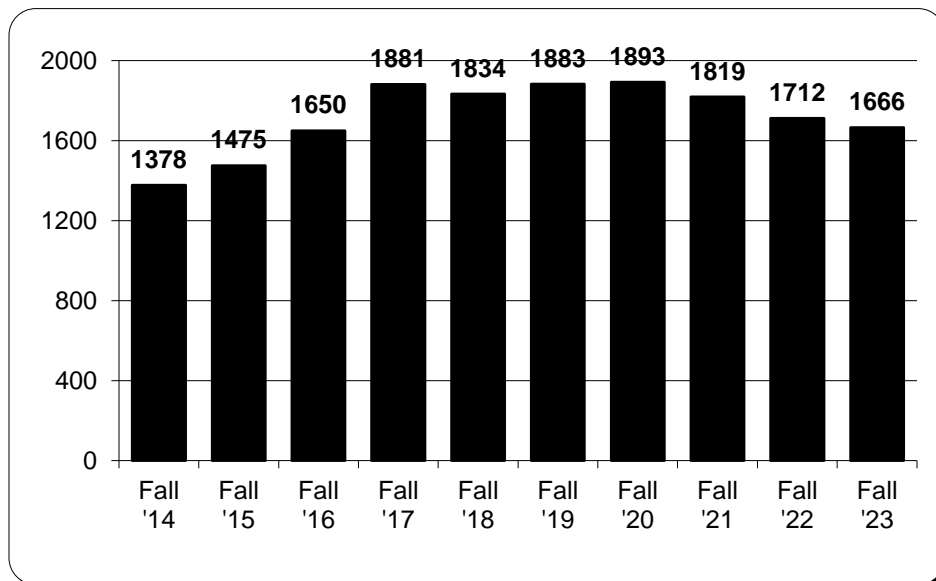
TRENDS & GROWTH

Undergraduate Headcount Enrollment



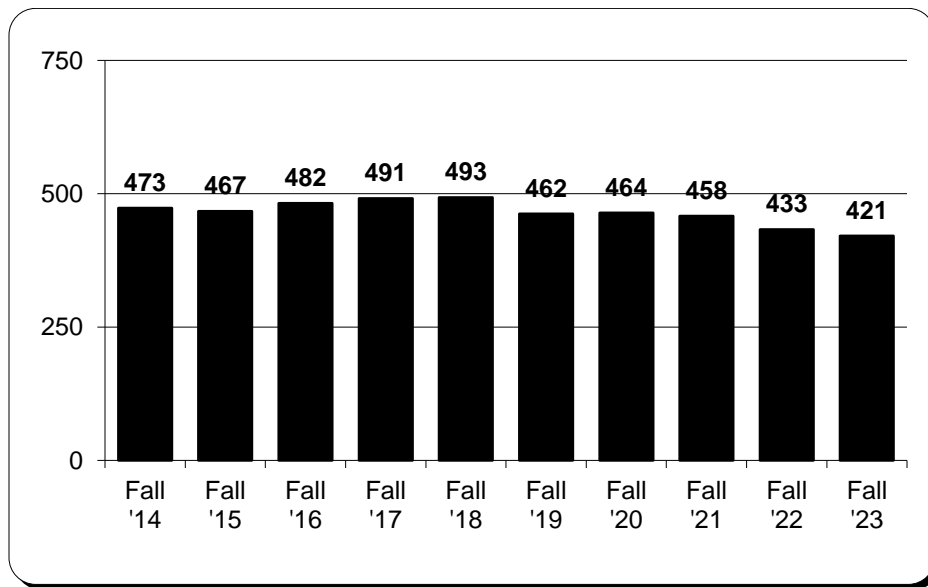
Source: As reported to IPEDS, Fall Enrollment Survey.

Graduate Headcount Enrollment (Excludes Juris Doctor)



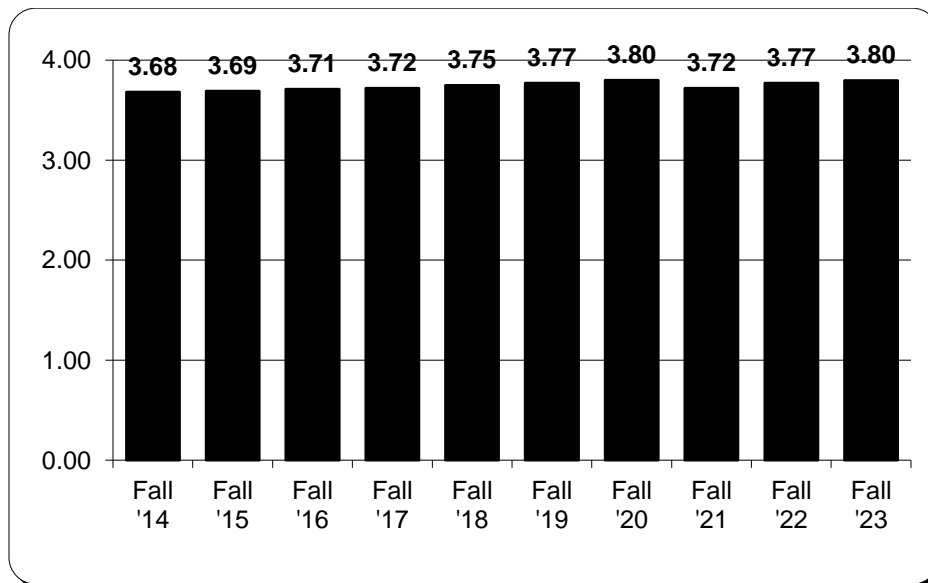
Source: As reported to IPEDS, Fall Enrollment Survey.

Juris Doctor Headcount Enrollment



Source: As reported to IPEDS, Fall Enrollment Survey.

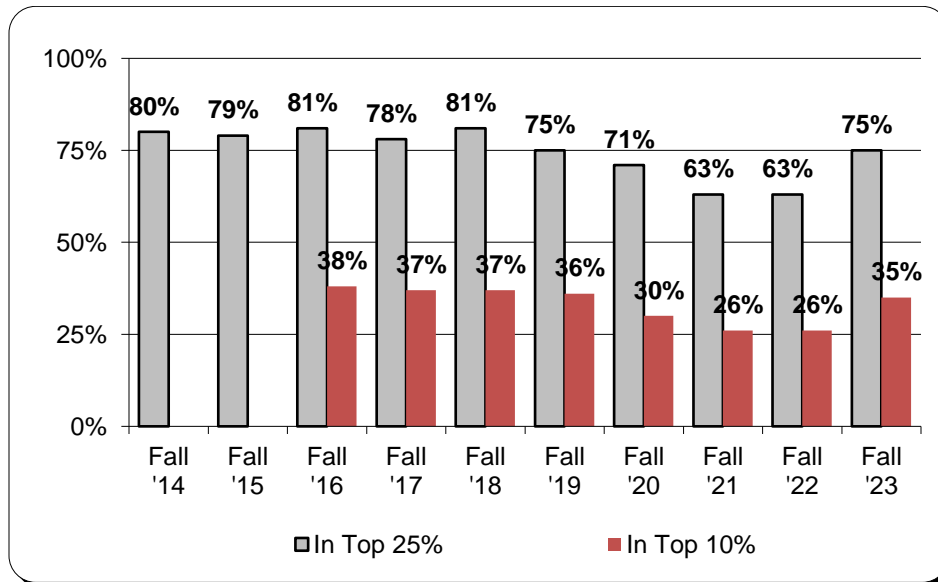
Average High School GPA of New First Year Students



Source: Institutional Research and Decision Support (IRADS)

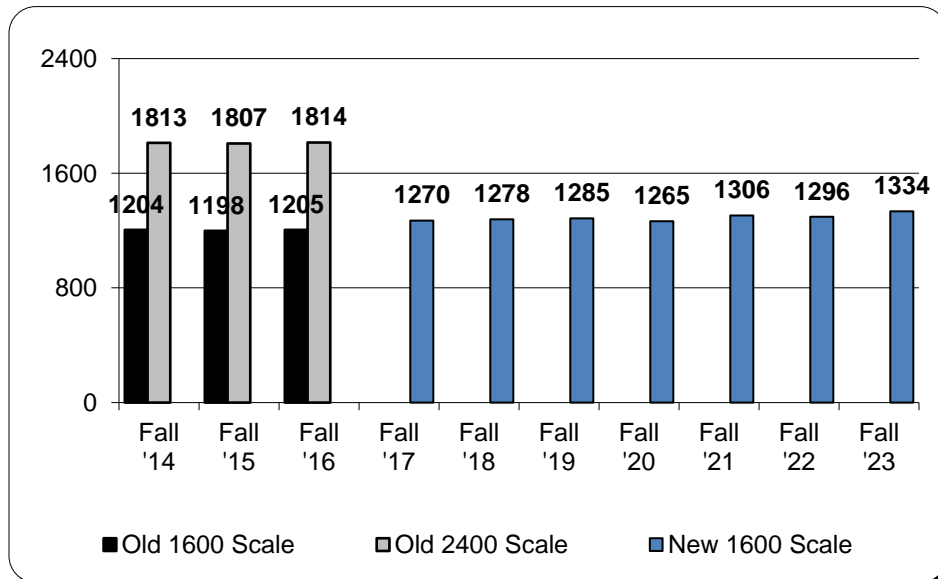
TRENDS & GROWTH

Percent of New First Years in Top 25% and 10% of Their HS Graduating Class



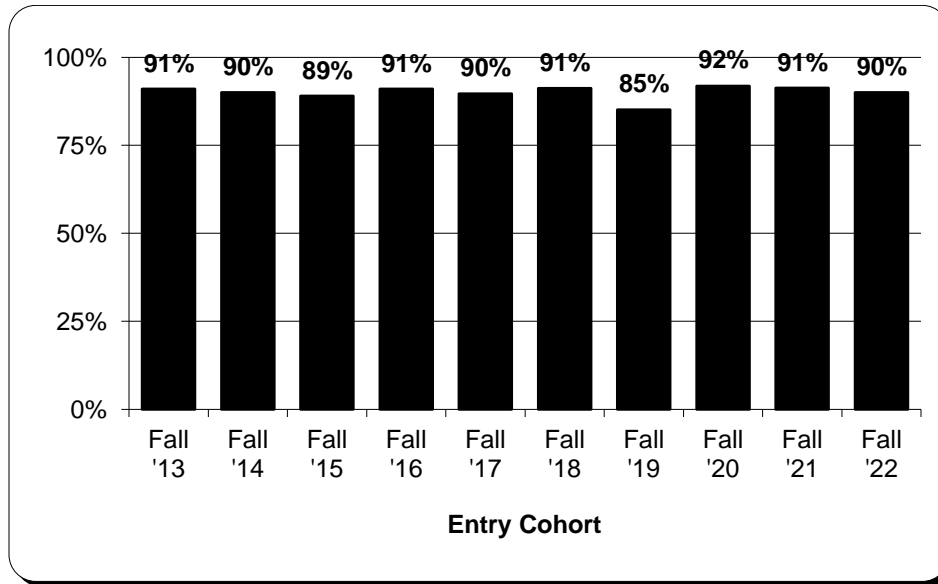
Source: Institutional Research and Decision Support (IRADS)
 Note: More complete data became available beginning Fall '14.

Average SAT Score of New First Years



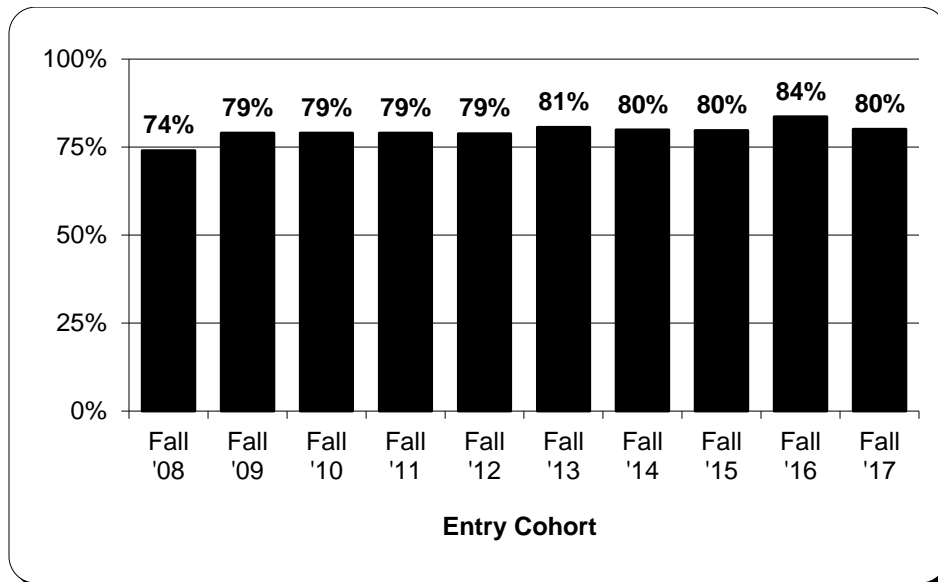
Source: Institutional Research and Decision Support (IRADS)

Fall-to-Fall Retention Rate of First-time First Years



Source: As reported to IPEDS, Fall Enrollment Survey

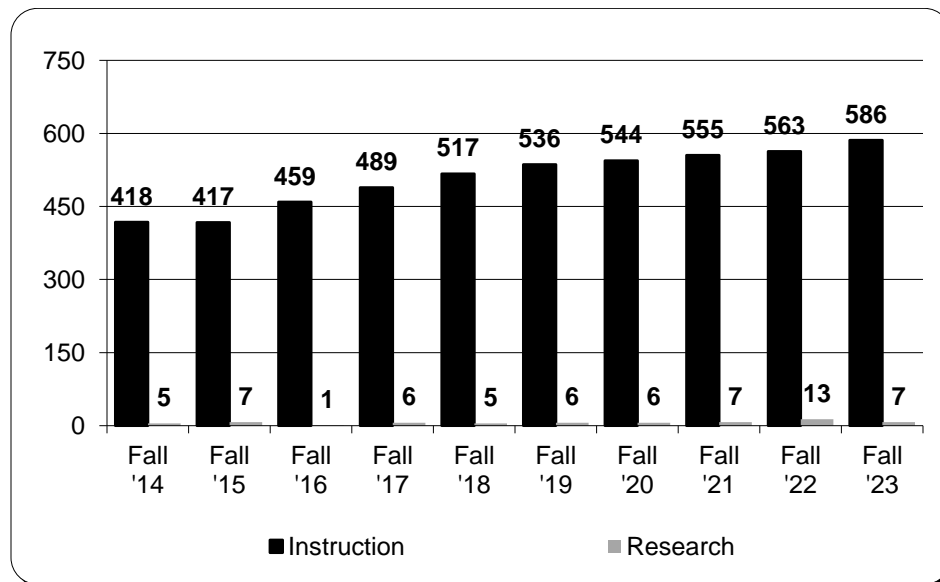
Six-Year Graduation Rate of First-time First Years



Source: As reported to IPEDS, Graduation Rate Survey

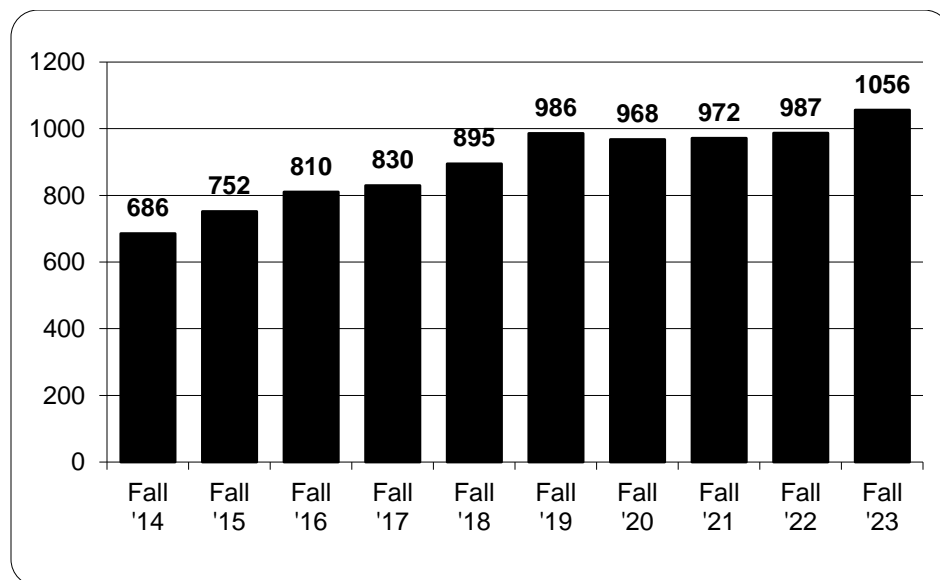
TRENDS & GROWTH

Full-Time Faculty Headcount



Source: Office of the Provost

Full-Time Staff Headcount



Source: As reported to IPEDS, Human Resources Survey.

Student Data

FIRST YEAR PROFILE

Applicants, Admissions, and Enrollees (Domestic & International)

FALL 2023 FIRST YEAR CLASS			
	Men	Women	Total
Applicants	5852	10,062	15,914
Admissions	3166	5683	8849
Enrollees	664	1142	1806

Source: Institutional Research and Decision Support (IRADS)

Mean SAT and ACT Scores and GPA of Entering Freshmen

	FALL 2023 FIRST YEAR CLASS		
	Men	Women	Overall
SAT Evidence-Based Reading and Writing	670	667	669
SAT Math	680	654	665
% Submitting SAT scores	20%	14%	16%
ACT English	31	31	31
ACT Math	29	27	28
ACT Composite	30	30	30
% submitting ACT scores	7%	8%	8%
High School GPA	3.71	3.85	3.80

Source: Institutional Research and Decision Support (IRADS)

ENROLLMENT

Total Headcount Enrollment by Gender and Level

	FALL 2023			
	Undergrad	Graduate	Total	% of Total
Female	4778	1308	6086	61.1%
Male	3090	777	3867	38.8%
Nonbinary/Unknown	6	2	8	0.1%
Total	7874	2087	9961	

Source: As reported to IPEDS, Fall Enrollment Survey.

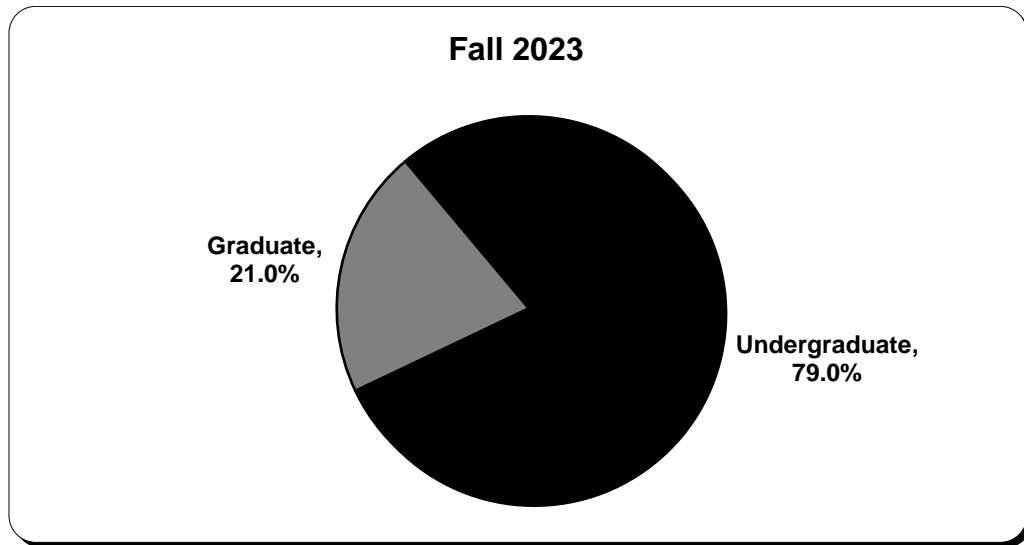
Total Headcount Enrollment by Race/Ethnicity and Level

	FALL 2023			
	Undergrad	Graduate	Total	% of Total
U.S. Nonresident	218	216	434	4.4%
Hispanic/Latino	1426	423	1849	18.6%
American Indian or Alaska Native	10	2	12	0.1%
Asian	1258	491	1749	17.6%
Black or African American	172	68	240	2.4%
Native Hawaiian or Other Pacific Islander	19	6	25	0.3%
White	3688	706	4394	44.1%
Two or More Races	676	118	794	8.0%
Race and ethnicity unknown	407	57	464	4.7%
Total	7874	2087	9961	

Source: As reported to IPEDS, Fall Enrollment Survey


ENROLLMENT

Percent of Total Headcount Enrollment by Level




Source: As reported to IPEDS, Fall Enrollment Survey

Total Degree-Seeking Headcount Enrollment by School/College




Source: Institutional Research and Decision Support (IRADS)

Total Degree-Seeking Undergraduate Headcount Enrollment by School/College



Source: Institutional Research and Decision Support (IRADS)

Total Degree-Seeking Graduate Enrollment by School/College



Source: Institutional Research and Decision Support (IRADS)

Note: Table includes all masters- and doctoral-level students.

DEGREES AWARDED

Degrees Awarded by Level and School (Excluding Certificates)

2023-24 Academic Year			
School/College	Undergrad	Graduate	Total
College of Arts, Humanities, and Social Sciences	228	38	266
School of Communication	165	13	178
School of Business & Economics	489	94	583
College of Educational Studies	45	154	199
School of Engineering	123	0	123
College of Film & Media Arts	353	115	468
College of Health and Behavioral Sciences	264	190	454
School of Law	0	145	145
College of Performing Arts	95	0	95
School of Pharmacy	0	79	79
College of Science and Technology	106	36	142
Total Unique Degree Count	1822	864	2686

Source: Institutional Research and Decision Support (IRADS)

Note: In cases in which a student completed majors in multiple schools, the degree is counted in both. The sum of colleges may be greater than the unique count of degrees.

DEGREES AWARDED

Undergraduate Degrees Awarded by Major

2023-24 Academic Year		2023-24 Academic Year	
Major	Count	Major	Count
Accounting	27	Global Comm. & World Langs.	3
Ancient Cultures & Language	1	Graphic Design	35
Animation and Visual Effects	30	Health Sciences	80
Applied Human Physiology	21	History	20
Art	7	Integrated Educational Studies	45
Art History	4	Latinx and Latin Amer. Studies	1
Biochemistry & Molecular Biol.	16	Mathematics	7
Biological Sciences	41	Music	11
Broadcast Journ. & Documentary	30	Music Education	4
Business Administration	425	Music Performance	15
Cert. in Applied Stat. Analysis	26	Peace Studies	12
Chemistry	2	Philosophy	22
Communication Studies	84	Physics	2
Composition	4	Pictorial Bionomics	1
Computer Engineering	4	Political Science	55
Computer Science	77	Psychology	162
Creative Producing	49	Public Rel, ad, & Ent Mktg	5
Creative Writing	33	Public Relations/Advertising	28
Dance	15	Religious Studies	1
Dance Performance	20	Screen Acting	11
Data Analytics	11	Screenwriting	62
Data Science	18	Sociology	23
Economics	48	Software Engineering	10
Electrical Engineering	5	Spanish	7
English	30	Strategic & Corporate Comm.	78
Environmental Science & Policy	16	Stry Virtlmsv PhsPrd/Ds	1
Film and Media Studies	2	Television Writing & Production	35
Film Production	100	Theatre	7
Film Studies	11	Theatre Performance	10
French	6		

Source: Institutional Research and Decision Support (IRADS)

DEGREES AWARDED

Graduate Degrees Awarded by Major

2023-24 Academic Year	
Degree Program	Graduates
Accounting	8
Behavioral & Computational Economics	5
Business Administration (MBA)	52
Communication (Ph.D.)	4
Communication Sciences & Disorders	44
Computational & Data Sciences (MS)	11
Computational & Data Sciences (Ph.D.)	9
Counseling (School)	21
Creative Writing	14
Curriculum & Instruction	19
Doctor of Pharmacy (PharmD)	62
Doctor of Physical Therapy (DPT)	73
Education (Ph.D.)	20
Educational Psychology (Ed.S.)	13
English	14
Executive MBA	14
Film & Television Producing	20
Film and Media Studies	8
Film Production	53
Food Science	16
Health and Strategic Communication	9
International Studies	4
Juris Doctor	145
Keyboard Collaborative Arts	0
Leadership Development	18
Marriage and Family Therapy	27
Pharmaceutical Sciences (MS)	6
Pharmaceutical Science (PhD)	11
Physician Assistant Studies	46
Production Design	7
Real Estate	15
School Psychology	13
Screenwriting	17
Special Education	7
Teaching	43
Television Writing and Producing	10
War and Society	2
War, Diplomacy, and Society	4

Source: Institutional Research and Decision Support (IRADS)

Faculty & Staff Data

FACULTY DATA

Full-Time Instructional Faculty by Sex

FALL 2023		
Sex	N	% of Total
Female	270	46%
Male	316	54%
Total	586	

Source: As reported to IPEDS, Human Resources Survey.

Full-Time Instructional Faculty by Race/Ethnicity

FALL 2023		
Race/Ethnicity	N	% of Total
U.S. Nonresident	22	4%
Hispanic/Latino	33	6%
American Indian or Alaska Native	0	0%
Asian	61	10%
Black or African American	16	3%
Native Hawaiian or Other Pacific Islander	1	<1%
White	332	57%
Two or More Races	10	2%
Race and ethnicity unknown	111	19%
Total	586	

Source: As reported to IPEDS, Human Resources Survey.

Full-Time Staff by Sex

FALL 2023		
Sex	N	% of Total
Female	624	59%
Male	432	41%
Total	1056	

Full-Time Staff by Race/Ethnicity

FALL 2023		
Race/Ethnicity	N	% of Total
U.S. Nonresident	31	3%
Hispanic/Latino	190	18%
American Indian or Alaska Native	2	<1%
Asian	97	9%
Black or African American	26	2%
Native Hawaiian or Other Pacific Islander	9	1%
White	347	33%
Two or More Races	25	2%
Race and ethnicity unknown	329	31%
Total	1056	

Source: As reported to IPEDS, Human Resources Survey.