

# ENROLLMENT

## *Total Headcount Enrollment by Level, Gender, and Race/Ethnicity*

		FALL 2006			
		Undergraduate	Graduate	Law	Total
Men	Nonresident alien	43	31	3	77
	Black, non-Hispanic	34	15	3	52
	American Indian/Alaska Native	10	3	1	14
	Asian/Pacific Islander	110	40	38	188
	Latino/Hispanic	163	48	22	233
	White, non-Hispanic	1207	257	161	1625
	Race/Ethnicity unknown	127	74	68	269
	<b>Total men</b>	<b>1694</b>	<b>468</b>	<b>296</b>	<b>2458</b>
Women	Nonresident alien	32	37	4	73
	Black, non-Hispanic	64	11	2	77
	American Indian/Alaska Native	25	1	2	28
	Asian/Pacific Islander	210	59	48	317
	Latino/Hispanic	262	107	13	382
	White, non-Hispanic	1604	440	127	2171
	Race/Ethnicity unknown	195	144	63	402
	<b>Total women</b>	<b>2392</b>	<b>799</b>	<b>259</b>	<b>3450</b>
<b>Total students</b>		<b>4086</b>	<b>1267</b>	<b>555</b>	<b>5908</b>

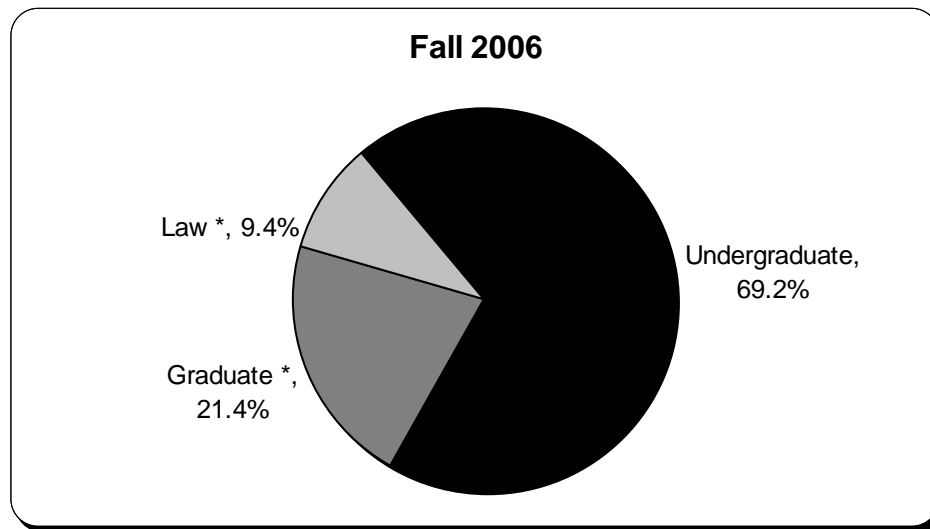
Source: As reported to IPEDS, Fall Enrollment Survey (census Fall 2006).

Note: "Graduate" includes Doctor of Physical Therapy and LL.M. students.

Note: "Law" includes first-professional-level Juris Doctor students.

# ENROLLMENT

## *Percent of Total Headcount Enrollment by Level*

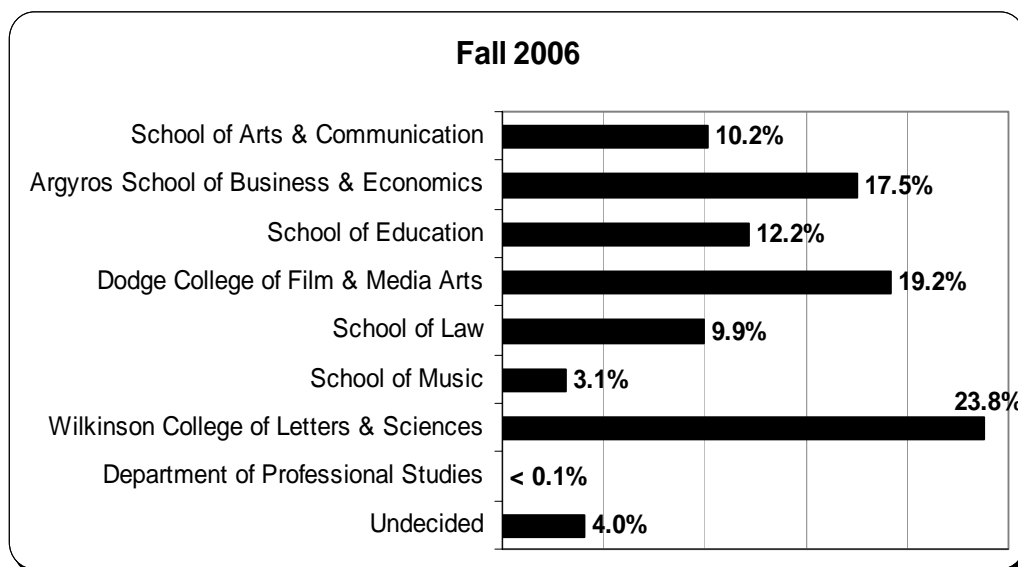


Source: As reported to IPEDS, Fall Enrollment Survey (census Fall 2006).

\* "Graduate" includes Doctor of Physical Therapy and LL.M. students;

"Law" includes first-professional-level Juris Doctor students.

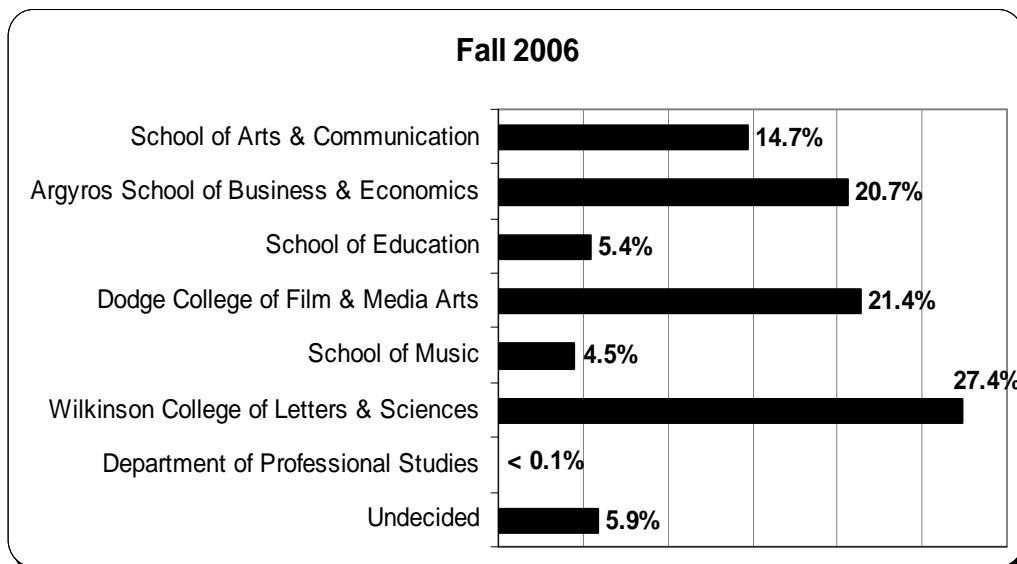
## *Total Degree-Seeking Headcount Enrollment by School/College*



Source: As reported to IPEDS, Fall Enrollment Survey (census Fall 2006).

Note: The School of Arts & Communication and School of Music are being reorganized in 2007-08.

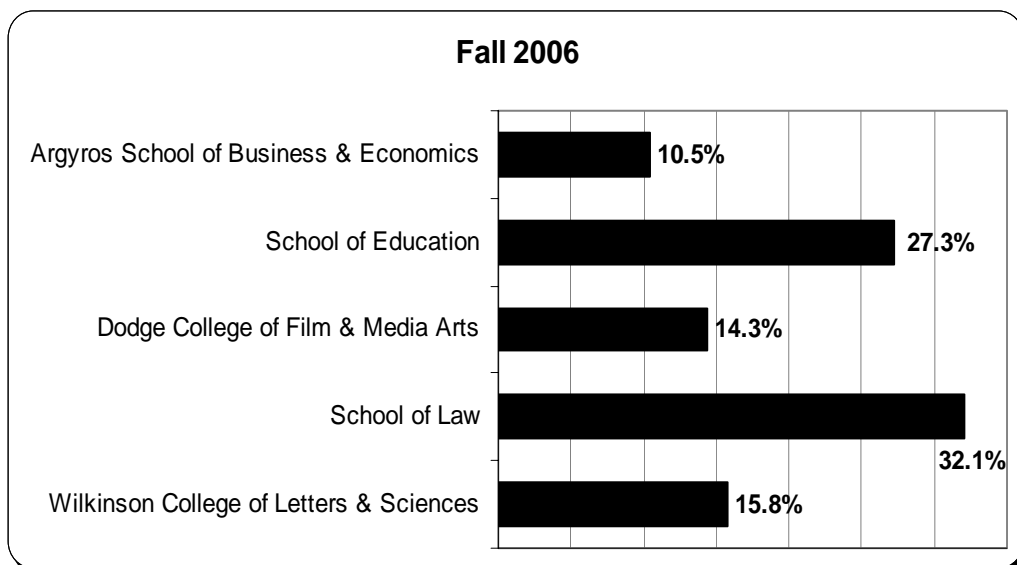
## *Total Degree-Seeking Undergraduate Headcount Enrollment by School/College*



*Source: As reported to IPEDS, Fall Enrollment Survey (census Fall 2006).*

*Note: The School of Arts & Communication and School of Music are being reorganized in 2007-08.*

## *Total Degree-Seeking Graduate & First Professional Headcount Enrollment by School/College*



*Source: As reported to IPEDS, Fall Enrollment Survey (census Fall 2006).*