

ORANGE CAMPUS DEGREES AWARDED

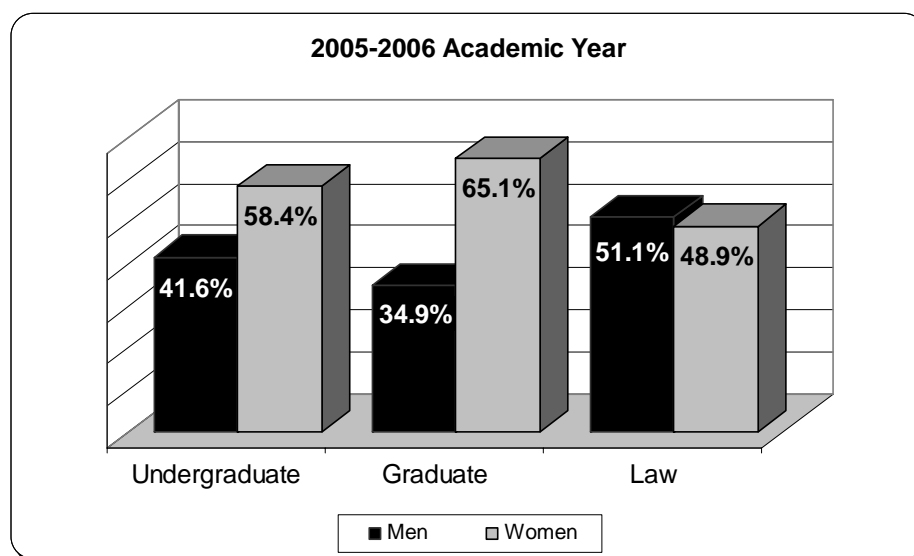
Retention and Graduation Rates

| Student Cohort * | Freshman Retention Rate | 4-Year Graduation Rate | 6-Year Graduation Rate |
|------------------|-------------------------|------------------------|------------------------|
| Fall 1999 | 83% | 52.8% | 65.7% |
| Fall 2004 | 85% | | |

Source: As reported to IPEDS, Graduation Rate Survey, and CSRDE Retention Study

* First-time, full-time, degree-seeking freshmen first enrolled in the semester indicated. Excludes deceased students and medical, missionary, and military leaves/withdrawals.

Degrees Awarded by Level and Gender



Source: As reported to IPEDS, Completions Survey

Note: "Graduate" includes Doctor of Physical Therapy and LL.M. students;
 "Law" includes first-professional-level Juris Doctor students.

ORANGE CAMPUS DEGREES AWARDED

Degrees Awarded by Gender and Race/Ethnicity

| | | 2005-2006 Academic Year | | | |
|-----------------------|-------------------------------|----------------------------|------------|--------------------------|-------------|
| | | Undergraduate | Graduate | First Professional (Law) | Total |
| Men | Nonresident alien | 13 | 9 | 0 | 22 |
| | Black, non-Hispanic | 5 | 6 | 2 | 13 |
| | American Indian/Alaska Native | 1 | 0 | 0 | 1 |
| | Asian/Pacific Islander | 22 | 11 | 23 | 56 |
| | Latino/Hispanic | 38 | 6 | 5 | 49 |
| | White, non-Hispanic | 204 | 79 | 49 | 332 |
| | Race/Ethnicity unknown | 35 | 23 | 13 | 71 |
| | Total men | 318 | 134 | 92 | 544 |
| Women | Nonresident alien | 8 | 9 | 0 | 17 |
| | Black, non-Hispanic | 7 | 8 | 0 | 15 |
| | American Indian/Alaska Native | 2 | 0 | 1 | 3 |
| | Asian/Pacific Islander | 36 | 29 | 19 | 84 |
| | Latino/Hispanic | 50 | 28 | 9 | 87 |
| | White, non-Hispanic | 303 | 144 | 44 | 491 |
| | Race/Ethnicity unknown | 40 | 32 | 15 | 87 |
| | Total women | 446 | 250 | 88 | 784 |
| Total students | | 764 | 384 | 180 | 1328 |

Source: Chapman's Institutional Research Office

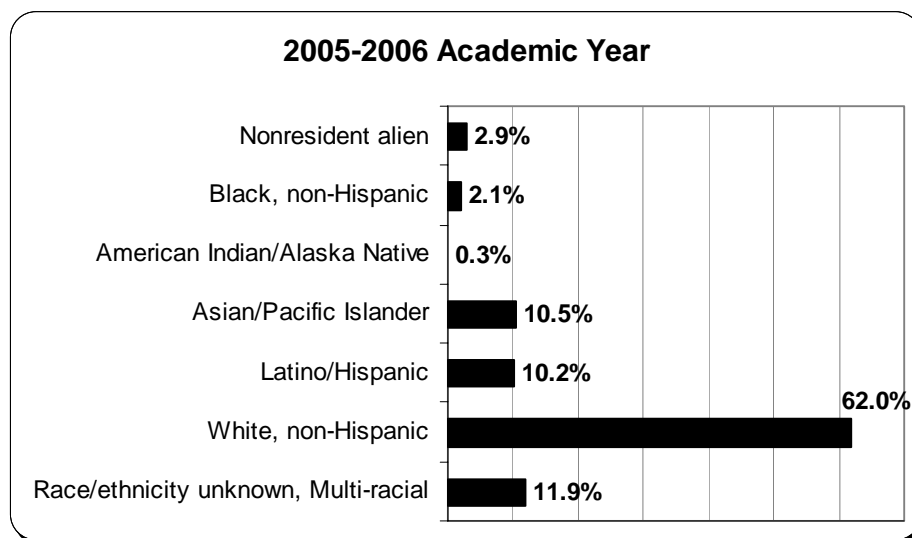
Note: Students earning multiple degrees are counted once for each degree earned.

Note: "Graduate" includes Doctor of Physical Therapy and LL.M. students;

"Law" includes first-professional-level Juris Doctor students.

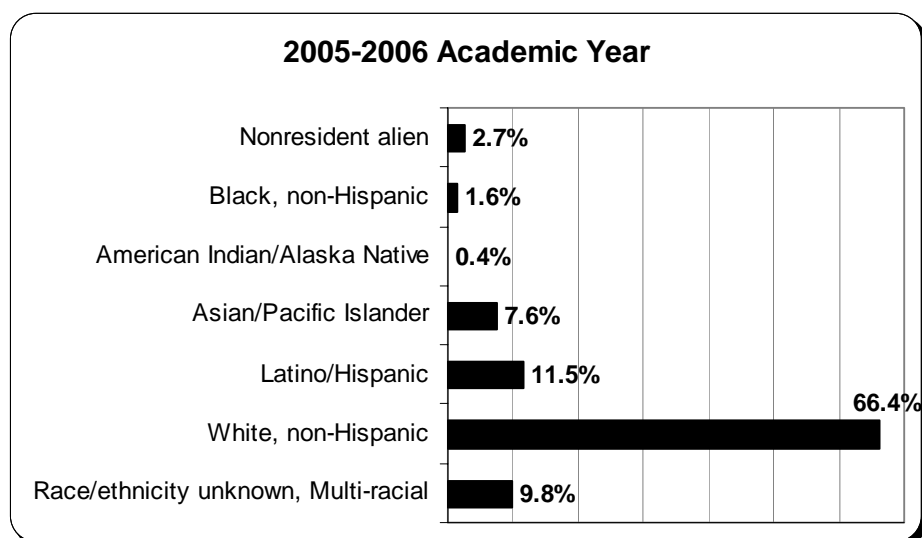
ORANGE CAMPUS DEGREES AWARDED

All Degrees Awarded by Race/Ethnicity



Source: As reported to IPEDS, Completions Survey

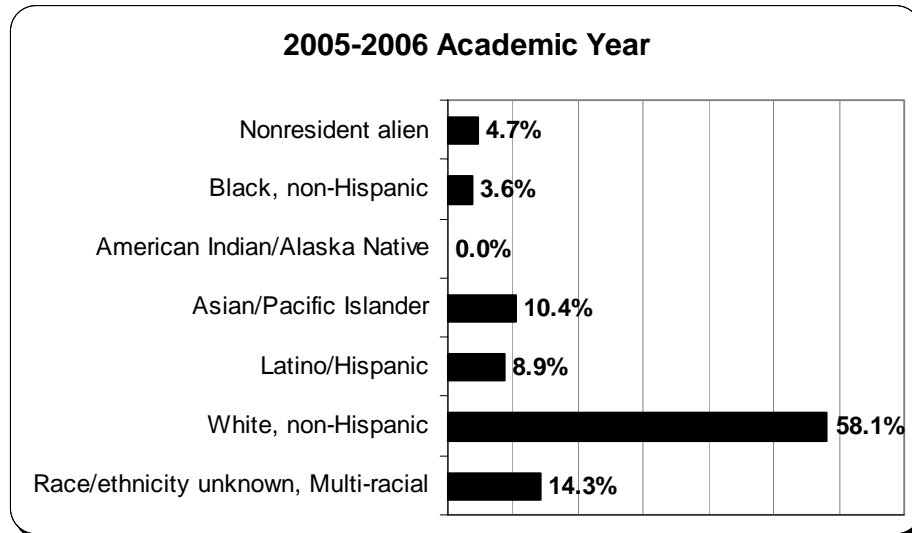
Undergraduate Degrees Awarded by Race/Ethnicity



Source: As reported to IPEDS, Completions Survey

ORANGE CAMPUS DEGREES AWARDED


Graduate Degrees Awarded by Race/Ethnicity



Source: As reported to IPEDS, Completions Survey

Note: "Graduate" includes Doctor of Physical Therapy and LL.M. students.

First Professional Degrees Awarded by Race/Ethnicity



Source: As reported to IPEDS, Completions Survey

Note: "First Professional" refers to the School of Law's Juris Doctor program.

ORANGE CAMPUS DEGREES AWARDED

Degrees Awarded by Level and School/Department

| 2005-2006 Academic Year | | | | | |
|----------------------------------|---------------------------|------------|------------|------------|-------------|
| School/College | Department | UG | GR | Law | Total |
| School of Arts and Communication | Art | 28 | 0 | 0 | 28 |
| | Communication Studies | 43 | 0 | 0 | 43 |
| | Theatre & Dance | 29 | 0 | 0 | 29 |
| | Total | 100 | 0 | 0 | 100 |
| School of Business & Economics | | 157 | 68 | 0 | 225 |
| School of Education | Athl Training/PE | 13 | 0 | 0 | 13 |
| | Liberal Studies | 36 | 0 | 0 | 36 |
| | (Education) | 0 | 145 | 0 | 145 |
| | Total | 49 | 145 | 0 | 194 |
| College of Film & Media Arts | | 189 | 76 | 0 | 265 |
| School of Law | | 0 | 12 | 180 | 192 |
| School of Music | | 27 | 0 | 0 | 27 |
| Wilkinson College | Biological Sciences | 25 | 0 | 0 | 25 |
| | English & Comparative Lit | 36 | 27 | 0 | 63 |
| | History | 17 | 0 | 0 | 17 |
| | Languages | 6 | 0 | 0 | 6 |
| | Math/Computer Sci/Physics | 21 | 0 | 0 | 21 |
| | Peace Studies | 12 | 0 | 0 | 12 |
| | Philosophy | 5 | 0 | 0 | 5 |
| | Physical Sciences | 10 | 6 | 0 | 16 |
| | Physical Therapy | 0 | 30 | 0 | 30 |
| | Political Science | 30 | 0 | 0 | 30 |
| | Psychology | 52 | 20 | 0 | 72 |
| | Religious Studies | 3 | 0 | 0 | 3 |
| | Sociology | 24 | 0 | 0 | 24 |
| | Total | 241 | 83 | 0 | 324 |
| Professional Studies | | 1 | 0 | 0 | 1 |
| Total | | 764 | 384 | 180 | 1328 |

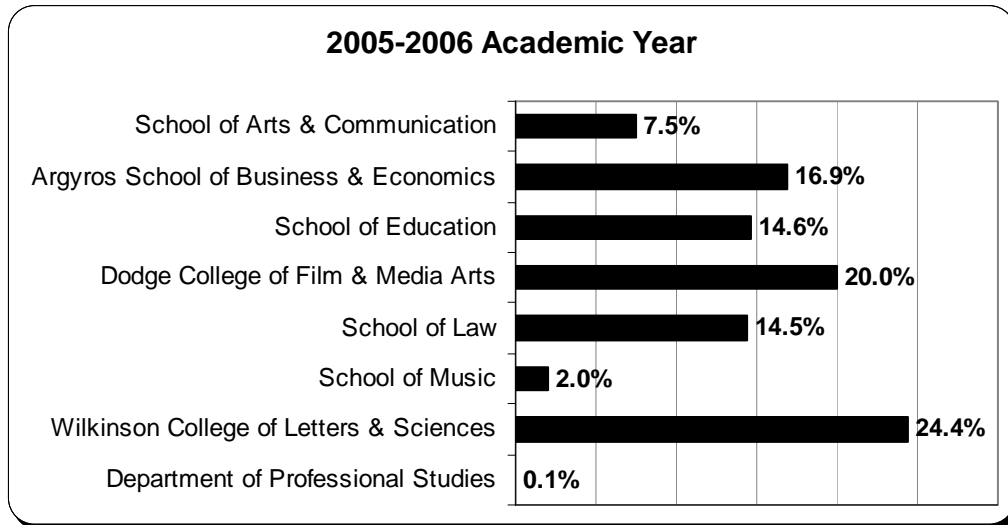
Source: Chapman's Institutional Research Office

Note: "Graduate" includes Doctor of Physical Therapy and LL.M. students.

Note: "First Professional" refers to the School of Law's Juris Doctor program.

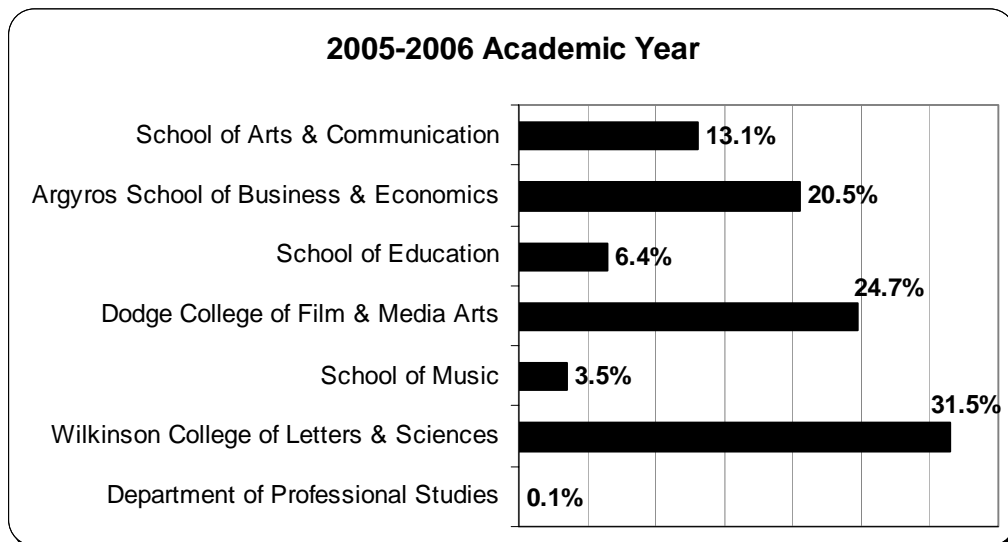
ORANGE CAMPUS DEGREES AWARDED

Distribution of All Degrees Awarded by School/College



Source: Chapman's Institutional Research Office

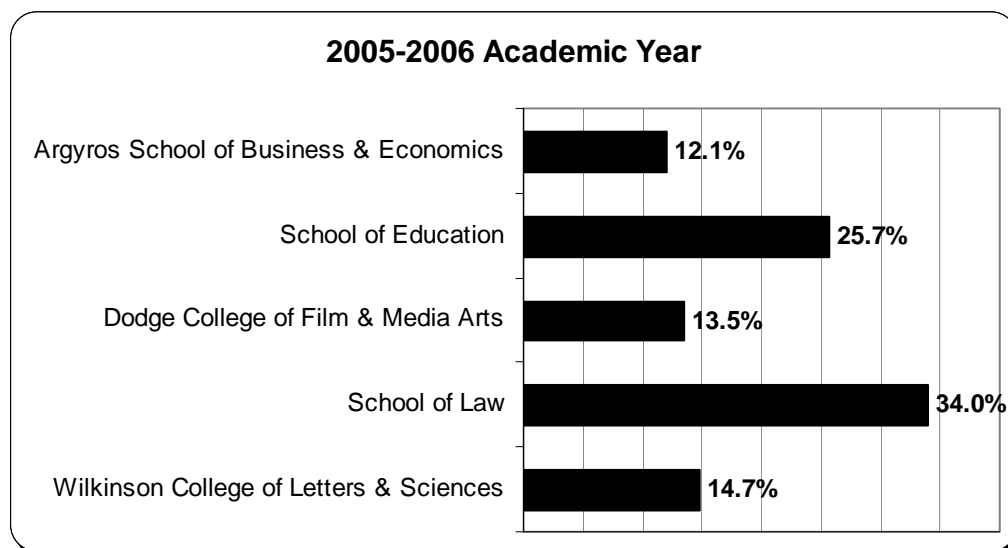
Distribution of Undergraduate Degrees Awarded by School/College



Source: Chapman's Institutional Research Office

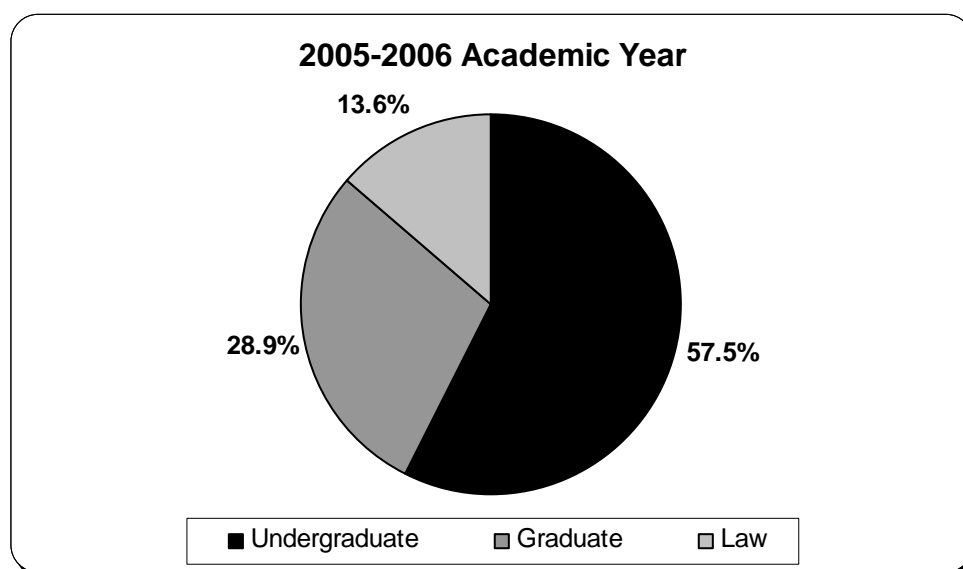
ORANGE CAMPUS DEGREES AWARDED

Distribution of Graduate & First Professional Degrees Awarded by School/College



Source: Chapman's Institutional Research Office

Distribution of Degrees Awarded by Level



Source: Chapman's Institutional Research Office

Note: "Graduate" includes Doctor of Physical Therapy and LL.M. students.

Note: "Law" refers to the School of Law's Juris Doctor program.

ORANGE CAMPUS DEGREES AWARDED

Undergraduate Degrees Awarded by Major

| 2005-2006 Academic Year | |
|------------------------------|-----------|
| Major | Graduates |
| Accounting | 14 |
| Art | 14 |
| Art History | 6 |
| Athletic Training | 7 |
| Biological Sciences | 22 |
| Business Administration | 136 |
| Chemistry | 6 |
| Communication Studies | 36 |
| Communications | 15 |
| Computer Information Systems | 2 |
| Computer Science | 11 |
| Creative Writing | 6 |
| Criminal Justice | 1 |
| Cultural Anthropology | 1 |
| Dance | 5 |
| Dance Performance | 4 |
| Economics | 7 |
| English | 27 |
| Environmental Science | 2 |
| Film & Television | 27 |
| Film Production | 79 |
| Film Studies | 6 |
| Food Science & Nutrition | 2 |
| French | 2 |
| Germanic Studies | 1 |
| Graphic Design | 5 |
| History | 17 |
| Kinesiology | 4 |

| 2005-2006 Academic Year | |
|---------------------------------|-----------|
| Major | Graduates |
| Leadership Studies | 4 |
| Legal Studies | 13 |
| Liberal Studies | 36 |
| Mathematics | 8 |
| Movement & Exercise Science | 1 |
| Music | 1 |
| Music Education | 8 |
| Music Performance | 15 |
| Music Therapy | 3 |
| Organizational Leadership | 5 |
| Peace Studies | 12 |
| Philosophy | 5 |
| Physical Education | 4 |
| Political Science | 17 |
| Psychobiology | 1 |
| Psychology | 51 |
| Public Relations & Advertising | 44 |
| Religious Studies | 3 |
| Screenwriting | 14 |
| Social Science | 1 |
| Sociology | 13 |
| Spanish | 3 |
| Studio Art | 3 |
| Teaching English | 3 |
| Television Broadcast Journalism | 11 |
| Theatre | 6 |
| Theatre & Dance | 7 |
| Theatre Performance | 7 |

Source: Chapman's Institutional Research Office

ORANGE CAMPUS DEGREES AWARDED

Graduate Degrees Awarded by Major

| 2005-2006 Academic Year | |
|------------------------------|-----------|
| Major | Graduates |
| Business Administration | 45 |
| Counseling (School) | 16 |
| Creative Writing | 11 |
| Doctor of Physical Therapy | 30 |
| Education | 37 |
| Educational Psychology | 19 |
| English | 16 |
| Executive MBA | 14 |
| Film & Television Producing | 6 |
| Film & Television Production | 9 |
| Film Production | 32 |
| Film Studies | 4 |
| Food Science & Nutrition | 6 |
| Human Resource Management | 8 |
| Human Resources | 1 |
| Psychology | 20 |
| School Psychology | 18 |
| Screenwriting | 25 |
| Special Education | 19 |
| Teaching | 36 |
| Juris Doctor | 180 |
| LL.M. in Taxation | 12 |

Source: Chapman's Institutional Research Office

ORANGE CAMPUS EDUC CREDENTIALS

Credentials Recommended

Note: Colleges and Universities in California do not directly credential students to teach. Instead, they offer courses and programs designed to meet state-mandated requirements for teacher certification and, upon a student's successful completion of the program and all state-mandated exams, recommend to the California Commission on Teacher Credentialing that a credential be granted to the student.

| 2005-2006 Academic Year | | |
|--------------------------------------|----------------------------|------------|
| Subject | Type | Count |
| Administrative Services | Internship | 1 |
| | Certificate of Eligibility | 9 |
| | Preliminary | 4 |
| | Professional Clear | 6 |
| | Total | 20 |
| Education Specialist | Internship | 18 |
| | Certificate of Eligibility | 4 |
| | Preliminary | 39 |
| | Professional Clear | 18 |
| | Total | 79 |
| Multiple Subject | Preliminary | 61 |
| | Professional Clear | 4 |
| | Total | 65 |
| Personnel Pupil Services | Professional Clear | 35 |
| | Total | 35 |
| Single Subject | Internship | 11 |
| | Preliminary | 46 |
| | Professional Clear | 1 |
| | Total | 58 |
| Total Credentials Recommended | | 257 |

Source: Office of the Assistant Provost for Teacher Education