

# ORANGE CAMPUS ENROLLMENT

## *Total Headcount Enrollment by Level, Gender, and Race/Ethnicity*

		FALL 2004			
		Undergraduate	Graduate	First Professional (Law)	Total
Men	Nonresident alien	52	26	2	80
	Black, non-Hispanic	35	12	3	50
	Amer Indian/Alaska Ntv	10	2	1	13
	Asian/Pacific Islander	121	38	42	201
	Latino/Hispanic	155	40	18	213
	White, non-Hispanic	1024	202	140	1366
	Race/Ethnicity unknown	175	106	70	351
	<b>Total men</b>	<b>1572</b>	<b>426</b>	<b>276</b>	<b>2274</b>
Women	Nonresident alien	44	21	2	67
	Black, non-Hispanic	56	20	4	80
	Amer Indian/Alaska Ntv	13	2	2	17
	Asian/Pacific Islander	191	67	50	308
	Latino/Hispanic	235	98	15	348
	White, non-Hispanic	1385	479	127	1991
	Race/Ethnicity unknown	237	157	75	469
	<b>Total women</b>	<b>2161</b>	<b>844</b>	<b>275</b>	<b>3280</b>
<b>Total all students</b>		<b>3733</b>	<b>1270</b>	<b>551</b>	<b>5554</b>

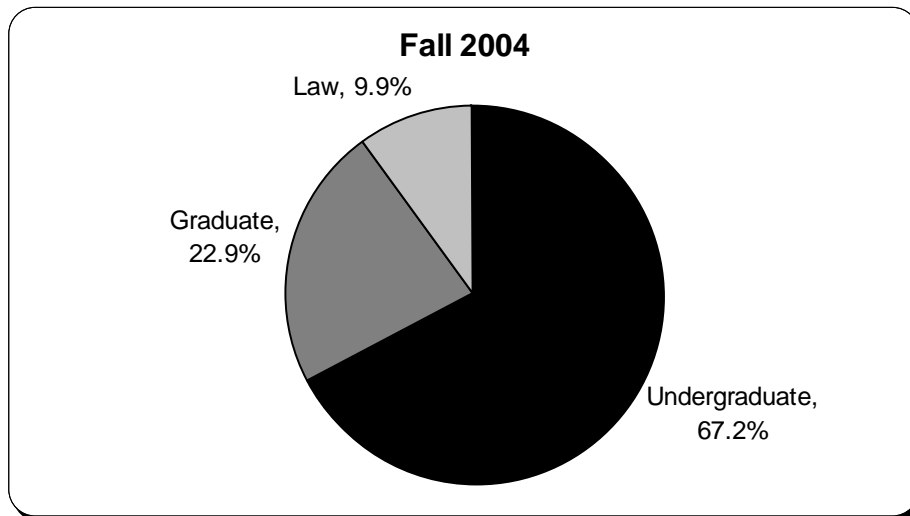
Source: As reported to IPEDS, Fall Enrollment Survey (census Fall 2004)

Note: "Graduate" includes Doctor of Physical Therapy students.

Note: "First Professional", "Law", and "Law School" include LLM students.

# ORANGE CAMPUS ENROLLMENT

## *Total Headcount Enrollment by Level*

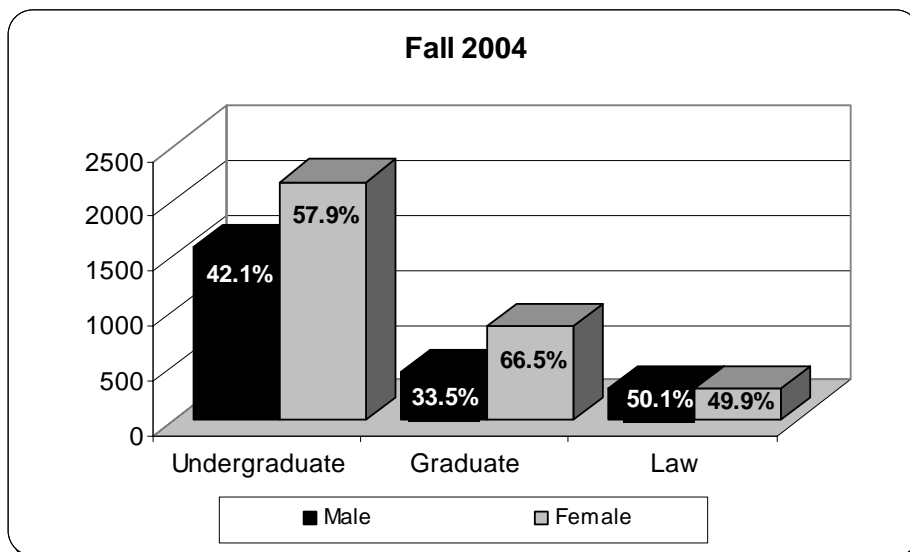


Source: As reported to IPEDS, Fall Enrollment Survey (census Fall 2004)

Note: "Graduate" includes Doctor of Physical Therapy students.

Note: "First Professional", "Law", and "Law School" include LLM students.

## *Total Headcount Enrollment by Level and Gender*




Source: As reported to IPEDS, Fall Enrollment Survey (census Fall 2004)

Note: "Graduate" includes Doctor of Physical Therapy students.

Note: "First Professional", "Law", and "Law School" include LLM students.


# ORANGE CAMPUS ENROLLMENT

## *Total Enrollment by Race/Ethnicity*



*Source: As reported to IPEDS, Fall Enrollment Survey (census Fall 2004)*

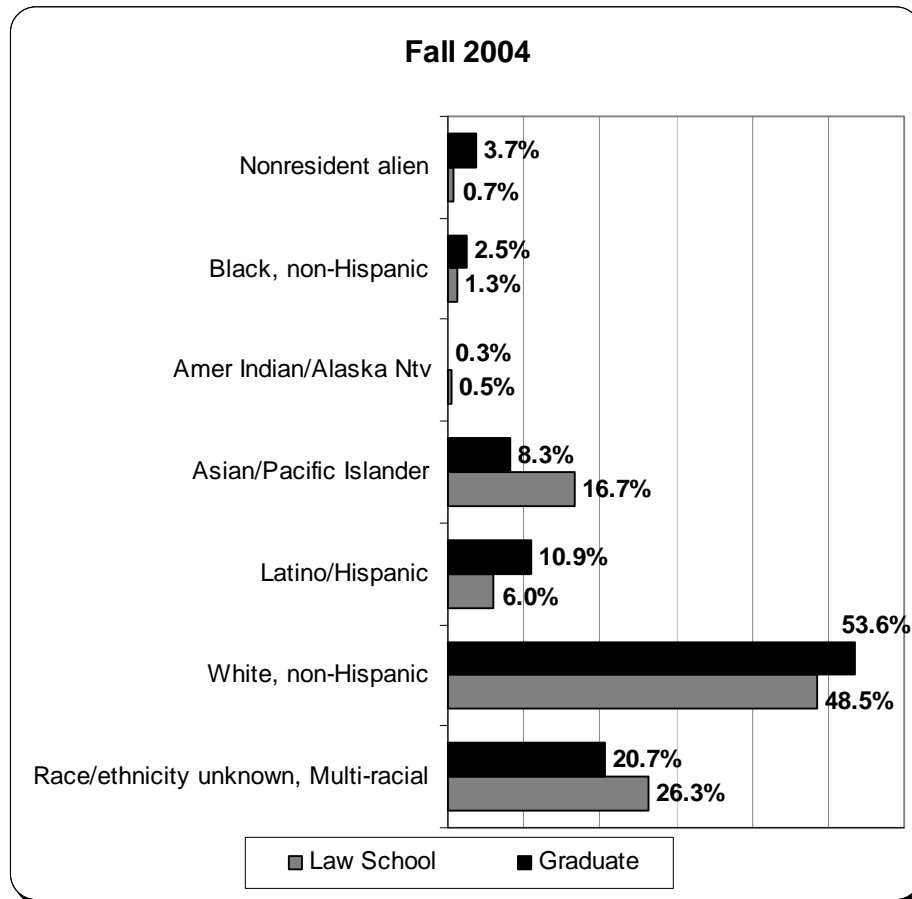
## *Total Undergraduate Enrollment by Race/Ethnicity*



*Source: As reported to IPEDS, Fall Enrollment Survey (census Fall 2004)*

# ORANGE CAMPUS ENROLLMENT

## *Total Graduate and First Professional Enrollment by Race/Ethnicity*



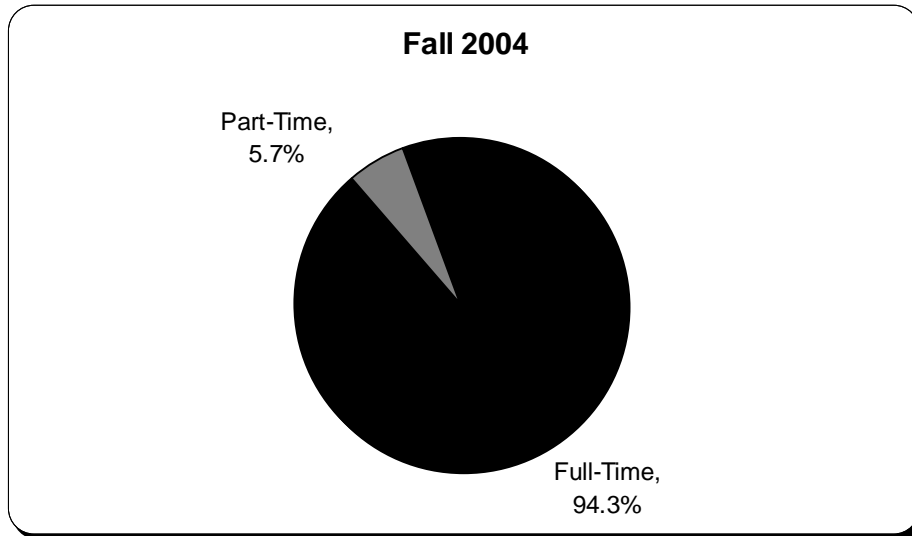
Source: As reported to IPEDS, Fall Enrollment Survey (census Fall 2004)

Note: "Graduate" includes Doctor of Physical Therapy students.

Note: "First Professional", "Law", and "Law School" include LLM students.

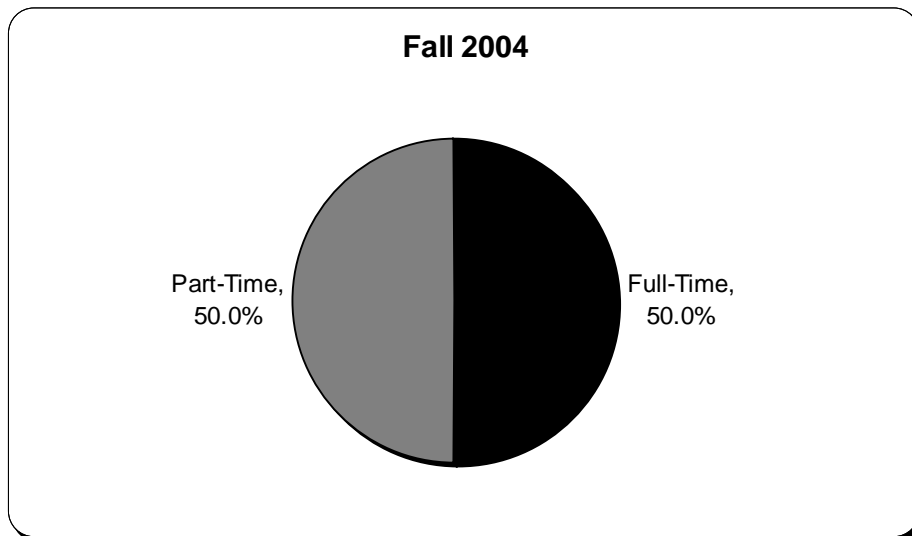
# ORANGE CAMPUS ENROLLMENT

## *Total Undergraduate Headcount Enrollment by Load*



Source: As reported to IPEDS, Fall Enrollment Survey (census Fall 2004)

## *Total Graduate Headcount Enrollment by Load*

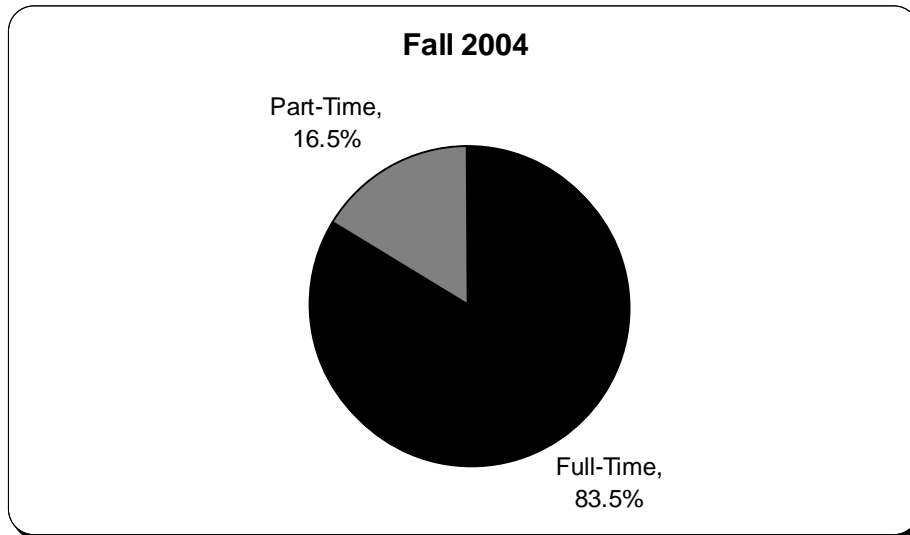


Source: As reported to IPEDS, Fall Enrollment Survey (census Fall 2004)

Note: "Graduate" includes Doctor of Physical Therapy students.

# ORANGE CAMPUS ENROLLMENT

## *Total Law School Headcount Enrollment by Load*



*Source: As reported to IPEDS, Fall Enrollment Survey (census Fall 2004)*  
*Note: "First Professional", "Law", and "Law School" include LLM students.*

# ORANGE CAMPUS ENROLLMENT

## *Full-Time Headcount Enrollment by Level, Gender, and Race/Ethnicity*

		FALL 2004			
		Undergraduate	Graduate	First Professional (Law)	Total
Men	Nonresident alien	45	19	2	66
	Black, non-Hispanic	33	6	2	41
	Amer Indian/Alaska Ntv	10	1	1	12
	Asian/Pacific Islander	111	17	35	163
	Latino/Hispanic	145	23	12	180
	White, non-Hispanic	972	101	121	1194
	Race/Ethnicity unknown	161	55	56	272
	<b>Total men</b>	<b>1477</b>	<b>222</b>	<b>229</b>	<b>1928</b>
Women	Nonresident alien	43	17	2	62
	Black, non-Hispanic	55	11	2	68
	Amer Indian/Alaska Ntv	13	1	1	15
	Asian/Pacific Islander	182	30	45	257
	Latino/Hispanic	219	42	12	273
	White, non-Hispanic	1317	219	108	1644
	Race/Ethnicity unknown	214	93	61	368
	<b>Total women</b>	<b>2043</b>	<b>413</b>	<b>231</b>	<b>2687</b>
<b>Total all students</b>		<b>3520</b>	<b>635</b>	<b>460</b>	<b>4615</b>

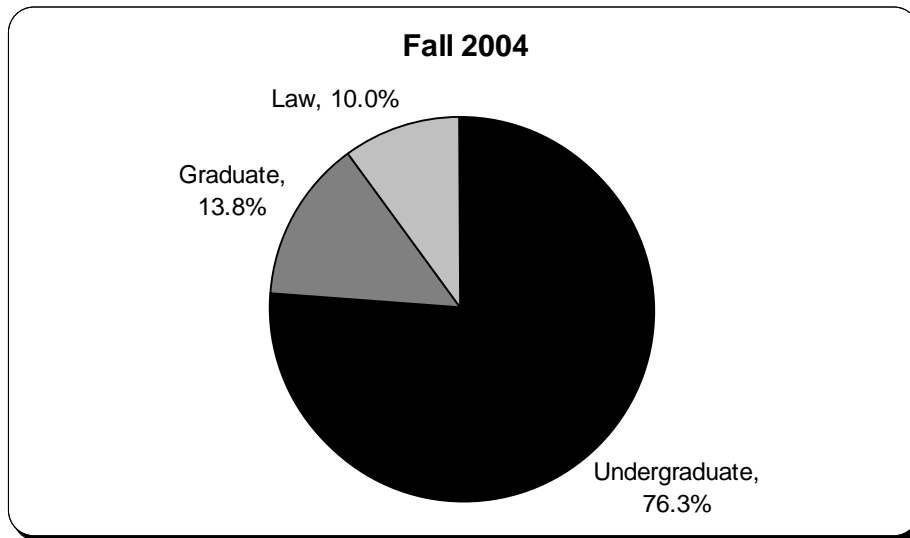
Source: As reported to IPEDS, Fall Enrollment Survey (census Fall 2004)

Note: "Graduate" includes Doctor of Physical Therapy students.

Note: "First Professional", "Law", and "Law School" include LLM students.

# ORANGE CAMPUS ENROLLMENT

## *Full-Time Headcount Enrollment by Level*



*Source: As reported to IPEDS, Fall Enrollment Survey (census Fall 2004)*

*Note: "Graduate" includes Doctor of Physical Therapy students.*

*Note: "First Professional", "Law", and "Law School" include LLM students.*



# ORANGE CAMPUS ENROLLMENT

## *Part-Time Headcount Enrollment by Level, Gender, and Race/Ethnicity*

		FALL 2004			
		Undergraduate	Graduate	First Professional (Law)	Total
Men	Nonresident alien	7	7	0	14
	Black, non-Hispanic	2	6	1	9
	Amer Indian/Alaska Ntv	0	1	0	1
	Asian/Pacific Islander	10	21	7	38
	Latino/Hispanic	10	17	6	33
	White, non-Hispanic	52	101	19	172
	Race/Ethnicity unknown	14	51	14	79
	<b>Total men</b>	<b>95</b>	<b>204</b>	<b>47</b>	<b>346</b>
Women	Nonresident alien	1	4	0	5
	Black, non-Hispanic	1	9	2	12
	Amer Indian/Alaska Ntv	0	1	1	2
	Asian/Pacific Islander	9	37	5	51
	Latino/Hispanic	16	56	3	75
	White, non-Hispanic	68	260	19	347
	Race/Ethnicity unknown	23	64	14	101
	<b>Total women</b>	<b>118</b>	<b>431</b>	<b>44</b>	<b>593</b>
<b>Total all students</b>		<b>213</b>	<b>635</b>	<b>91</b>	<b>939</b>

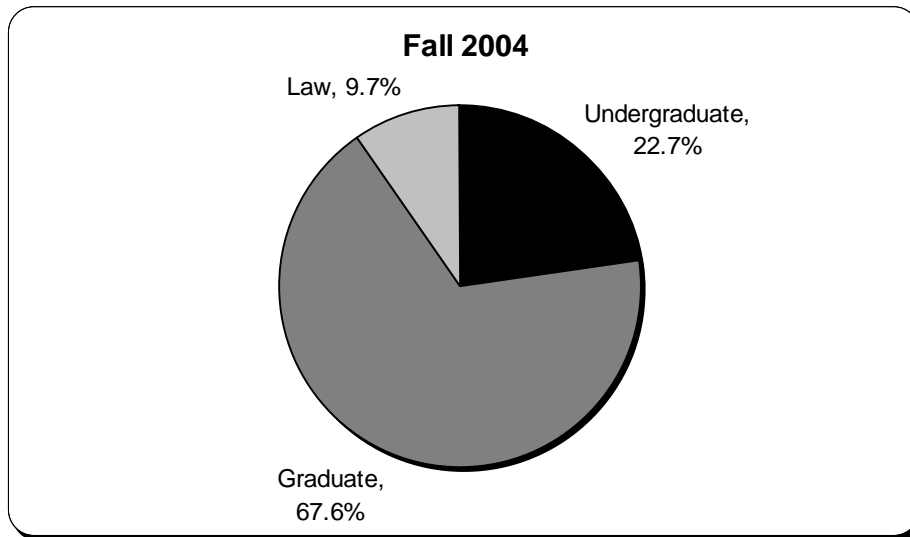
Source: As reported to IPEDS, Fall Enrollment Survey (census Fall 2004)

Note: "Graduate" includes Doctor of Physical Therapy students.

Note: "First Professional", "Law", and "Law School" include LLM students.

# ORANGE CAMPUS ENROLLMENT

## *Part-Time Headcount Enrollment by Level*



*Source: As reported to IPEDS, Fall Enrollment Survey (census Fall 2004)*

*Note: "Graduate" includes Doctor of Physical Therapy students.*

*Note: "First Professional", "Law", and "Law School" include LLM students.*

# ORANGE CAMPUS ENROLLMENT

## *Total Degree-Seeking Headcount Enrollment by Level and School/College and Department*

<b>FALL 2004</b>				
<b>School/College</b>	<b>Department</b>	<b>UG</b>	<b>GR</b>	<b>Total</b>
<b>School of Business &amp; Economics</b>		<b>689</b>	<b>136</b>	<b>825</b>
<b>School of Communication Arts</b>	Art	115	0	115
	Communication Studies	192	0	192
	Engl & Comp Lit *	163	68	231
	Theatre & Dance	218	0	218
	<b>Total</b>	<b>688</b>	<b>68</b>	<b>756</b>
<b>School of Education</b>	Athl Training/PE	61	0	61
	Liberal Studies	173	0	173
	(Education)	0	583	583
	<b>Total</b>	<b>234</b>	<b>583</b>	<b>817</b>
<b>College of Film &amp; Media Arts</b>		<b>744</b>	<b>228</b>	<b>972</b>
<b>School of Law</b>		<b>0</b>	<b>551</b>	<b>551</b>
<b>School of Music</b>		<b>186</b>	<b>0</b>	<b>186</b>
<b>Wilkinson College</b>	Biological Sciences	155	0	155
	History	68	0	68
	Languages	10	0	10
	Math/Comp Sci/Physics	79	0	79
	Peace Studies	31	0	31
	Philosophy	22	0	22
	Physical Sciences	50	15	65
	Physical Therapy	0	115	115
	Political Science	165	0	165
	Psychology	210	69	279
	Religious Studies	13	0	13
	Sociology	116	1	117
	<b>Total</b>	<b>919</b>	<b>200</b>	<b>1119</b>
<b>Professional Studies</b>		<b>5</b>	<b>0</b>	<b>5</b>
<b>Undecided</b>		<b>233</b>	<b>0</b>	<b>233</b>

Source: As reported to IPEDS, Fall Enrollment Survey (census Fall 2004)

Note: "Graduate" includes Doctor of Physical Therapy students.

Note: Reflects counts of student primary (first) majors only.

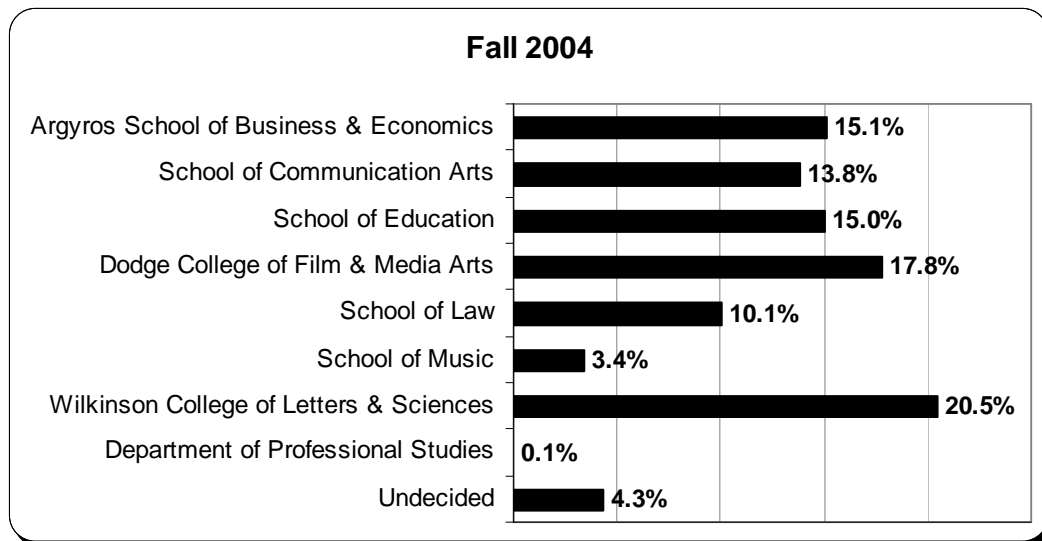
Note: The sum of counts in the table above may not equal overall enrollment counts in other tables of this document as non-degree seeking students are not included here.

Note: "First Professional", "Law", and "Law School" include LLM students.

\* Moving to Wilkinson College of Letters & Sciences in the 2005-2006 academic year

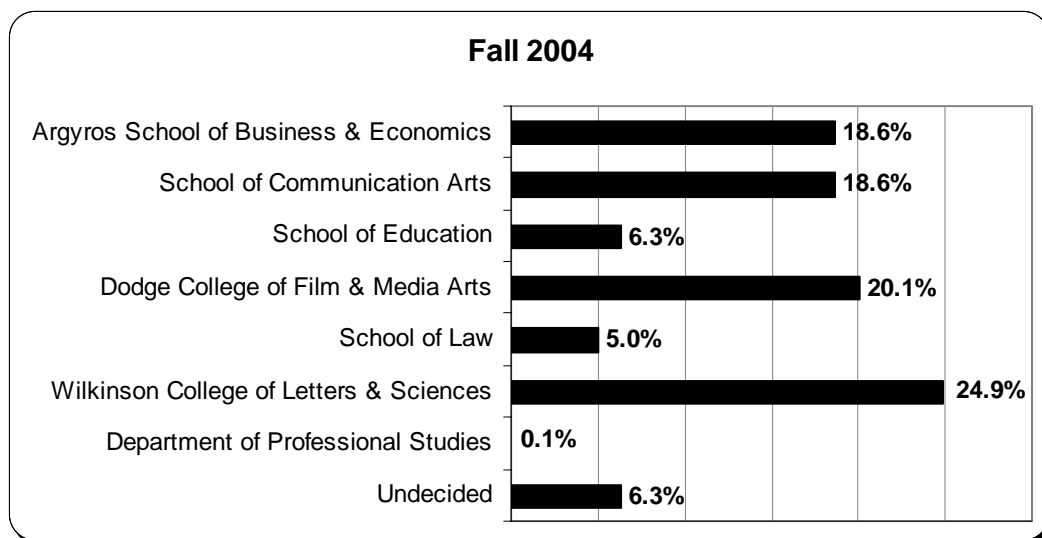
# ORANGE CAMPUS ENROLLMENT

## *Total Degree-Seeking Headcount Enrollment by School/College*



*Source: As reported to IPEDS, Fall Enrollment Survey (census Fall 2004)*

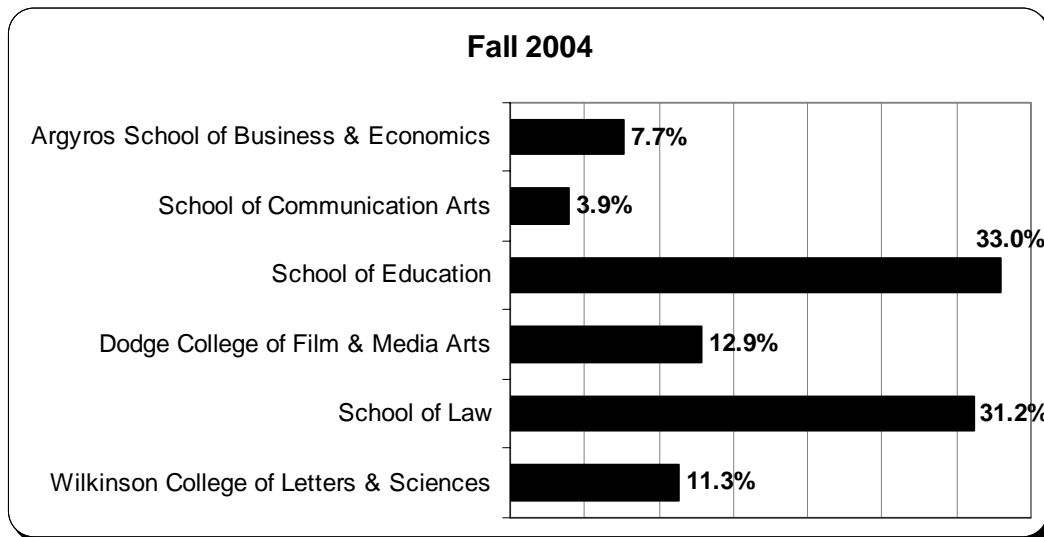
## *Total Degree-Seeking Undergraduate Headcount Enrollment by School/College*



*Source: As reported to IPEDS, Fall Enrollment Survey (census Fall 2004)*

# ORANGE CAMPUS ENROLLMENT

## *Total Degree-Seeking Graduate & First Professional Headcount Enrollment by School/College*



*Source: As reported to IPEDS, Fall Enrollment Survey (census Fall 2004)*

*Note: "Graduate" includes Doctor of Physical Therapy students.*

*Note: "First Professional", "Law", and "Law School" include LLM students.*