

ORANGE CAMPUS DEGREES AWARDED

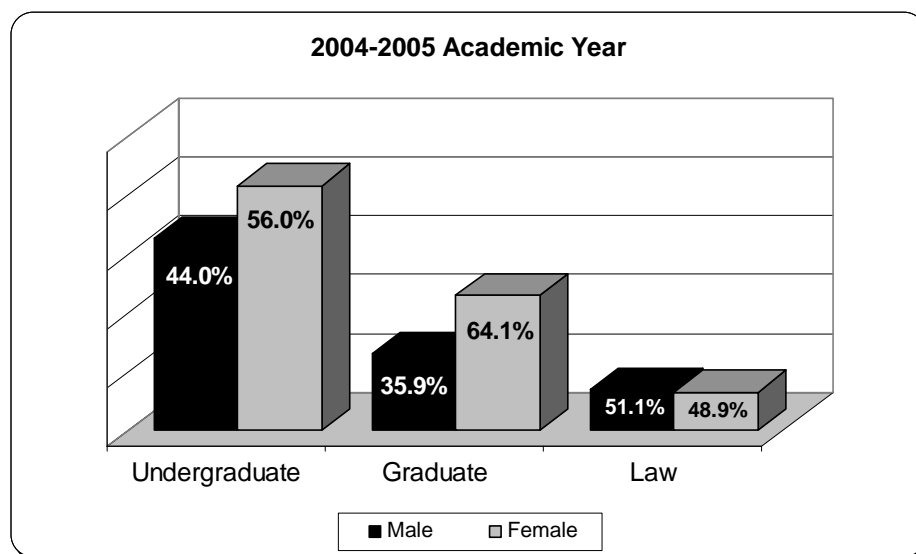
Retention and Graduation Rates

Student Cohort *	Freshman Retention Rate	4-Year Graduation Rate	6-Year Graduation Rate
Fall 1998	84%	50.6%	65.0%
Fall 2003	88%		

Source: As reported to IPEDS, Graduation Rate Survey, and CSRDE Retention Study

* First-time, full-time, degree-seeking freshmen first enrolled in the semester indicated. Excludes deceased students and medical, missionary, and military leaves/withdrawals.

Degrees Awarded by Level and Gender



Source: As reported to IPEDS, Completions Survey

Note: "Graduate" includes Doctor of Physical Therapy students.

Note: "First Professional", "Law", and "Law School" include LLM students.

ORANGE CAMPUS DEGREES AWARDED

Degrees Awarded by Gender and Race/Ethnicity

		2004-2005 Academic Year			
		<u>Undergraduate</u>	<u>Graduate</u>	<u>First Professional (Law)</u>	<u>Total</u>
Men	Nonresident alien	13	14	0	27
	Black, non-Hispanic	8	0	0	8
	Amer Indian/Alaska Ntv	0	1	0	1
	Asian/Pacific Islander	29	12	6	47
	Latino/Hispanic	20	9	8	37
	White, non-Hispanic	214	62	41	317
	Race/Ethnicity unknown	43	31	13	87
	Total men	327	129	68	524
Women	Nonresident alien	9	7	1	17
	Black, non-Hispanic	11	6	3	20
	Amer Indian/Alaska Ntv	1	0	1	2
	Asian/Pacific Islander	40	19	6	65
	Latino/Hispanic	39	28	3	70
	White, non-Hispanic	264	137	35	436
	Race/Ethnicity unknown	52	33	16	101
	Total women	416	230	65	711
Total all students		743	359	133	1235

Source: Chapman's Institutional Research Office

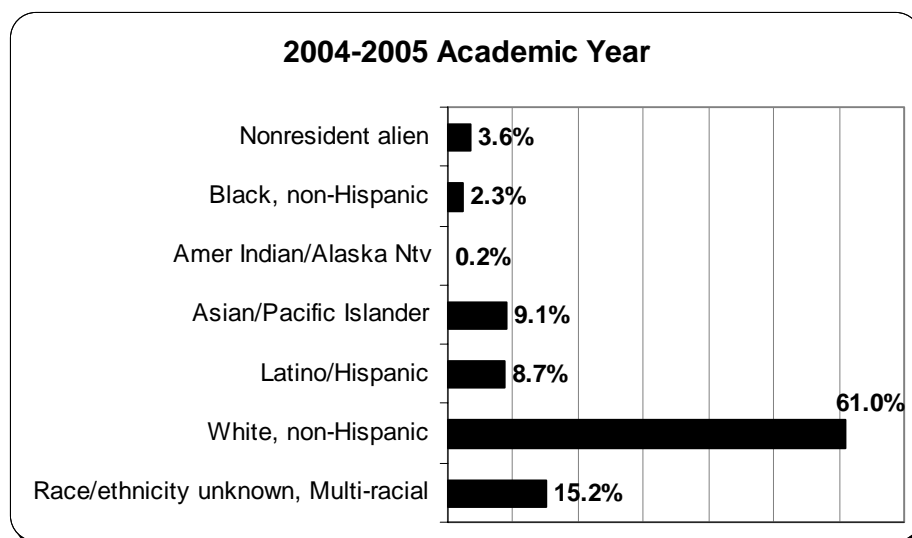
Note: Students earning multiple degrees are counted once for each degree earned.

Note: "Graduate" includes Doctor of Physical Therapy students.

Note: "First Professional", "Law", and "Law School" include LLM students.

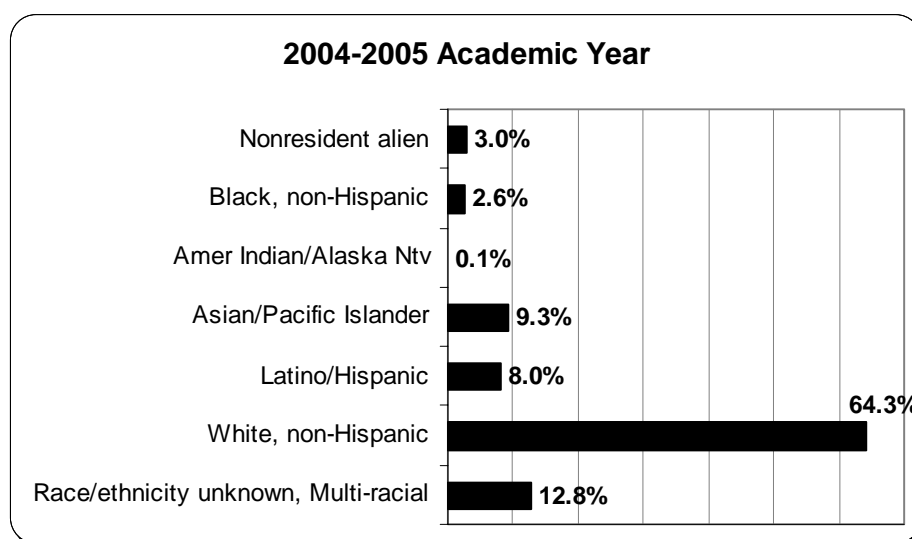
ORANGE CAMPUS DEGREES AWARDED

All Degrees Awarded by Race/Ethnicity



Source: As reported to IPEDS, Completions Survey


Undergraduate Degrees Awarded by Race/Ethnicity



Source: As reported to IPEDS, Completions Survey

ORANGE CAMPUS DEGREES AWARDED

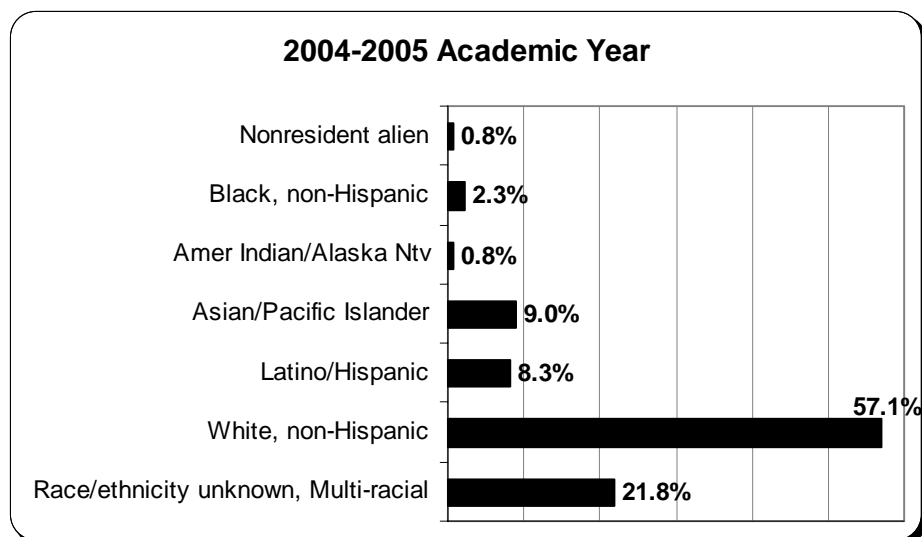
Graduate Degrees Awarded by Race/Ethnicity



Source: As reported to IPEDS, Completions Survey

Note: "Graduate" includes Doctor of Physical Therapy students.

First Professional Degrees Awarded by Race/Ethnicity



Source: As reported to IPEDS, Completions Survey

Note: "First Professional", "Law", and "Law School" include LLM students.

ORANGE CAMPUS DEGREES AWARDED

Degrees Awarded by Level and School/Department

2004-2005 Academic Year					
School/College	Department	UG	GR	Law	Total
School of Business & Economics		142	75	0	217
School of Communication Arts	Art	16	0	0	16
	Communication Studies	25	0	0	25
	English & Comparative Lit *	37	13	0	50
	Theatre & Dance	34	0	0	34
	Total	112	13	0	125
School of Education	Athl Training/PE	8	0	0	8
	Liberal Studies	43	0	0	43
	(Education)	0	153	0	153
	Total	51	153	0	204
College of Film & Media Arts		199	64	0	263
School of Law		0	0	133	133
School of Music		26	0	0	26
Wilkinson College	Biological Sciences	26	0	0	26
	History	18	0	0	18
	Languages	4	0	0	4
	Math/Computer Sci/Physics	21	0	0	21
	Peace Studies	4	0	0	4
	Philosophy	3	0	0	3
	Physical Sciences	5	6	0	11
	Physical Therapy	0	18	0	18
	Political Science	40	0	0	40
	Psychology	40	26	0	66
	Religious Studies	1	0	0	1
	Sociology	44	4	0	48
	Total	206	54	0	260
Professional Studies		7	0	0	7
Total		743	359	133	1235

Source: Chapman's Institutional Research Office

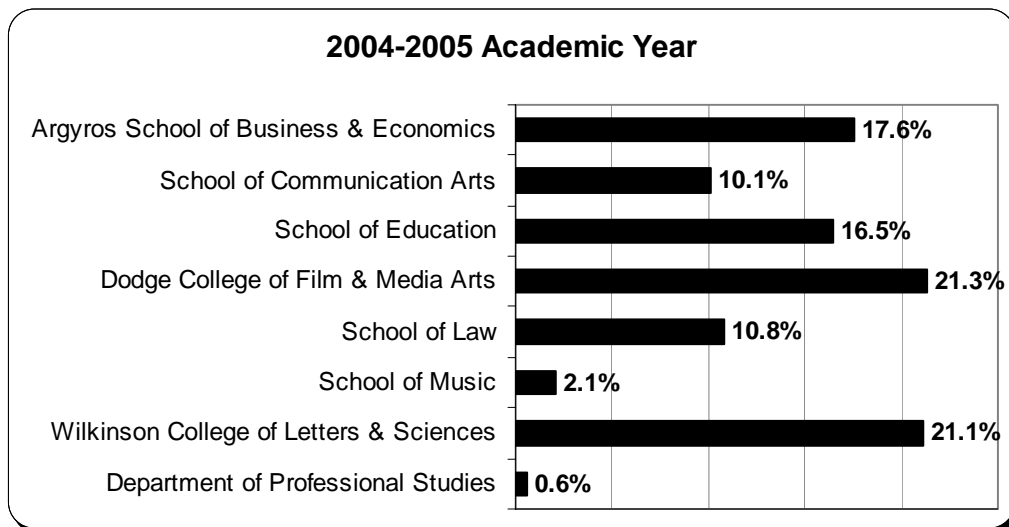
Note: "Graduate" includes Doctor of Physical Therapy students.

Note: "First Professional", "Law", and "Law School" include LLM students.

* Moving to Wilkinson College of Letters & Sciences in the 2005-2006 academic year

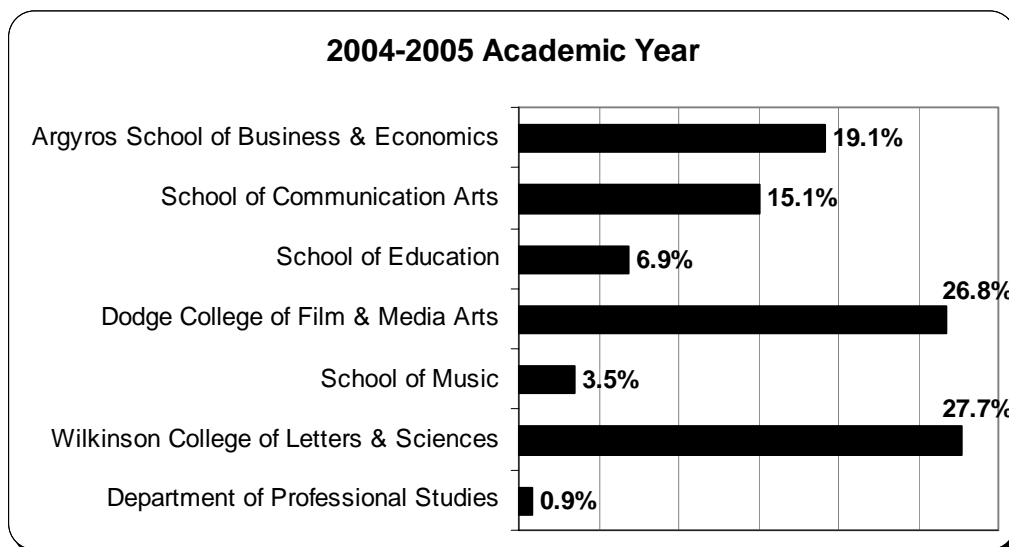
ORANGE CAMPUS DEGREES AWARDED

Distribution of All Degrees Awarded by School/College



Source: Chapman's Institutional Research Office

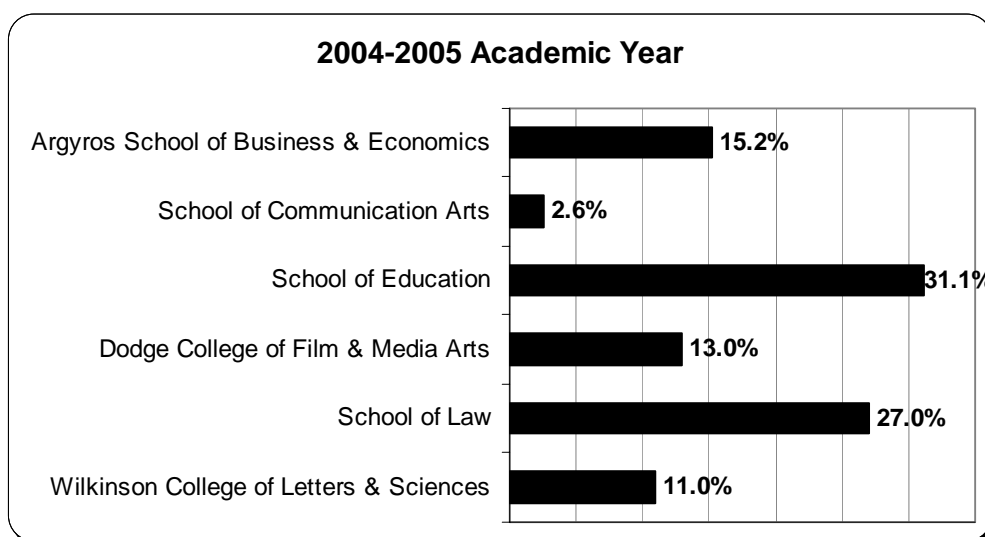
Distribution of Undergraduate Degrees Awarded by School/College



Source: Chapman's Institutional Research Office

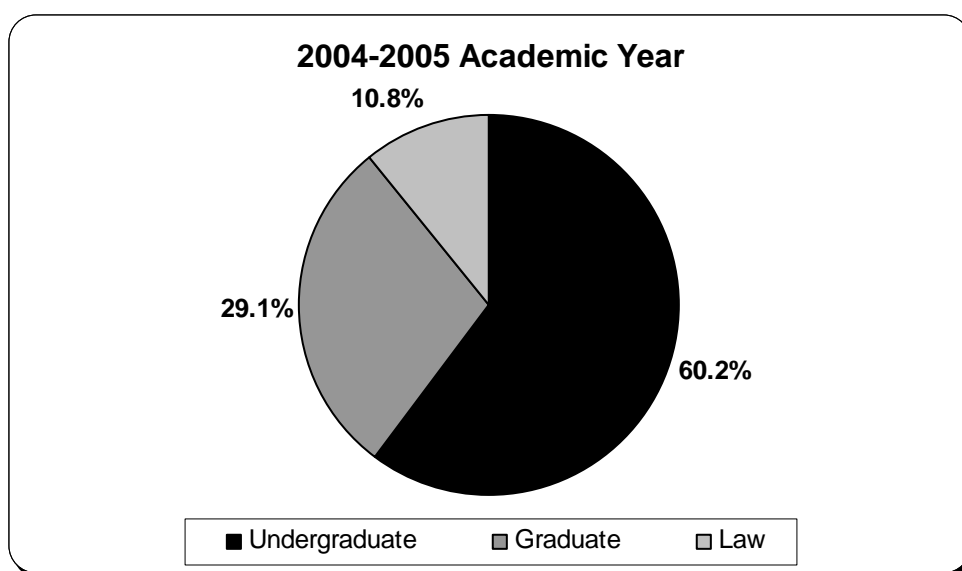
ORANGE CAMPUS DEGREES AWARDED

Distribution of Graduate & First Professional Degrees Awarded by School/College



Source: Chapman's Institutional Research Office

Distribution of Degrees Awarded by Level



Source: Chapman's Institutional Research Office

ORANGE CAMPUS DEGREES AWARDED

Undergraduate Degrees Awarded by Major

2004-2005 Academic Year	
Major	Graduates
Accounting	11
Art	14
Art History	1
Athletic Training	4
Biological Sciences	12
Business Administration	121
Chemistry	3
Communication Studies	10
Communications	54
Computer Information Systems	6
Computer Science	13
Creative Writing	2
Criminal Justice	7
Dance Performance	1
Economics	10
English	33
Film & Television	108
Film Production	25
Film Studies	1
Food Science & Nutrition	2
French	1
Germanic Studies	1
Graphic Design	1
History	18
Kinesiology	18

2004-2005 Academic Year	
Major	Graduates
Leadership Studies	1
Legal Studies	18
Liberal Studies	43
Mathematics	2
Music	3
Music Education	6
Music Performance	14
Music Therapy	3
Organizational Leadership	16
Peace Studies	4
Philosophy	3
Political Science	22
Psychology	40
Public Relations & Advertising	18
Religious Studies	1
Screenwriting	2
Social Science	5
Sociology	22
Spanish	2
Teaching English	2
Television Broadcast Journalism	6
Theatre	1
Theatre & Dance	31
Theatrical Directing	1

Source: Chapman's Institutional Research Office

ORANGE CAMPUS DEGREES AWARDED

Graduate Degrees Awarded by Major

2004-2005 Academic Year	
Major	Graduates
Business Administration	50
Counseling (School)	14
Creative Writing	6
Doctor of Physical Therapy	18
Education	38
Educational Psychology	16
English	7
Executive MBA	15
Film & Television Producing	5
Film & Television Production	24
Film Production	15
Film Studies	2
Food Science & Nutrition	4
Human Resource Management	7
Human Resources	3
Organizational Leadership	4
Psychology	26
School Psychology	16
Screenwriting	20
Special Education	19
Teaching	50
Juris Doctor	128
LL.M. in Taxation	5

Source: Chapman's Institutional Research Office

ACKNOWLEDGMENTS

Credentials Recommended

Note: Colleges and Universities in California do not directly credential students to teach. Instead, they offer courses and programs designed to meet state-mandated requirements for teacher certification and, upon a student's successful completion of the program and all state-mandated exams, recommend to the California Commission on Teacher Credentialing that a credential be granted to the student.

2004-2005 Academic Year		
Subject	Type	Count
Administrative Services	Internship	1
	Certificate of Eligibility	13
	Preliminary	4
	Professional Clear	18
	Total	36
Education Specialist	Internship	15
	Certificate of Eligibility	4
	Preliminary	24
	Professional Clear	14
	Total	57
Multiple Subject	Internship	2
	Preliminary	67
	Professional Clear	4
	Total	73
Pupil Personnel Services	Internship	4
	Professional Clear	28
	Total	32
Single Subject	Internship	10
	Preliminary	33
	Professional Clear	6
	Total	49
Total Credentials Recommended		247

Source: Office of the Assistant Provost for Teacher Education