

ORANGE CAMPUS STAFF

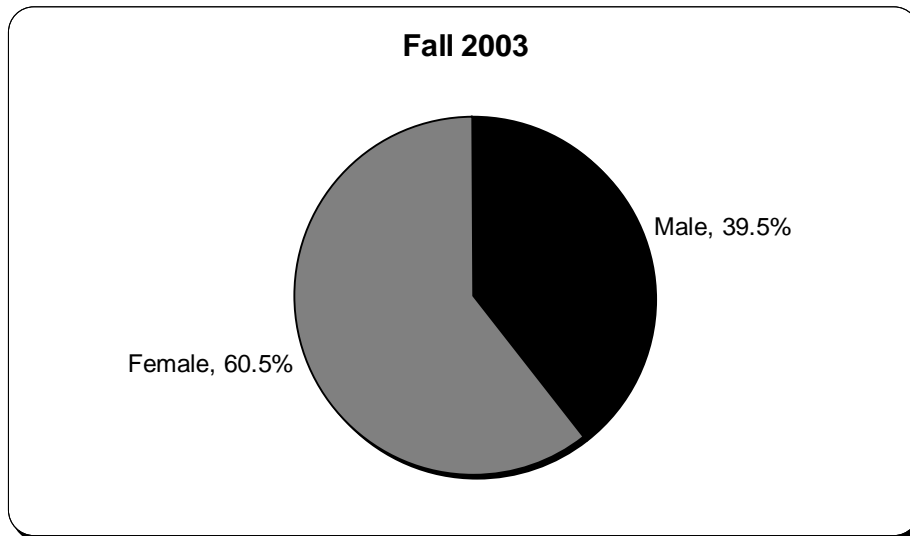
Full-Time Staff by Classification, Gender, and Race/Ethnicity

		FALL 2003						
		Executive, Administrative, & Managerial	Other Professional	Technical / Paraprofessional	Clerical / Secretarial	Skilled Crafts	Service / Maintenance	Total Staff
Men	Nonresident alien	0	0	0	0	0	0	0
	Black, non-Hispanic	1	1	1	2	1	3	9
	Amer Indian/Alaska Ntv	0	0	1	0	0	0	1
	Asian/Pacific Islander	1	4	3	3	1	2	14
	Latino/Hispanic	4	2	3	5	7	7	28
	White, non-Hispanic	47	41	11	17	6	6	128
	Race/Ethnicity unknown	0	0	0	0	0	0	0
	Total men	53	48	19	27	15	18	180
Women	Nonresident alien	0	0	0	0	0	0	0
	Black, non-Hispanic	0	0	0	3	0	0	3
	Amer Indian/Alaska Ntv	1	0	0	1	0	0	2
	Asian/Pacific Islander	8	2	2	15	0	0	27
	Latino/Hispanic	7	3	0	19	0	0	29
	White, non-Hispanic	52	50	4	108	0	1	215
	Race/Ethnicity unknown	0	0	0	0	0	0	0
	Total women	68	55	6	146	0	1	276
Total all full-time staff		121	103	25	173	15	19	456

Source: As reported to IPEDS, Fall Staff Survey


ORANGE CAMPUS STAFF

Full-Time Staff by Gender



Source: As reported to IPEDS, Fall Staff Survey

Full-Time Staff by Race/Ethnicity



Source: As reported to IPEDS, Fall Staff Survey

ORANGE CAMPUS STAFF

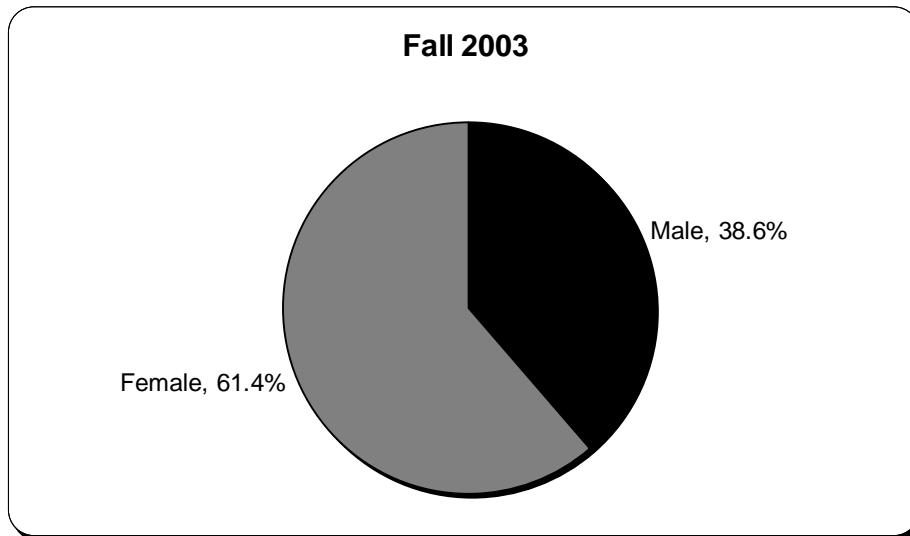
Part-Time Staff by Classification, Gender, and Race/Ethnicity

		FALL 2003						
		Executive, Administrative, & Managerial	Other Professional	Technical / Paraprofessional	Clerical / Secretarial	Skilled Crafts	Service / Maintenance	Total Staff
Men	Nonresident alien	0	0	0	0	0	0	0
	Black, non-Hispanic	0	2	0	0	0	0	2
	American Indian/Alaska Native	0	0	0	0	0	0	0
	Asian/Pacific Islander	0	0	0	0	0	1	1
	Latino/Hispanic	0	5	0	0	0	0	5
	White, non-Hispanic	3	12	1	2	0	1	19
	Race/Ethnicity unknown	0	0	0	0	0	0	0
	Total men	3	19	1	2	0	2	27
Women	Nonresident alien	0	0	0	0	0	0	0
	Black, non-Hispanic	0	1	0	0	0	0	1
	American Indian/Alaska Native	0	0	0	0	0	0	0
	Asian/Pacific Islander	0	2	0	0	0	0	2
	Latino/Hispanic	0	2	0	0	0	0	2
	White, non-Hispanic	2	19	0	16	0	1	38
	Race/Ethnicity unknown	0	0	0	0	0	0	0
	Total women	2	24	0	16	0	1	43
Total all part-time staff		5	43	1	18	0	3	70

Source: As reported to IPEDS, Fall Staff Survey


ORANGE CAMPUS STAFF

Part-Time Staff by Gender



Source: As reported to IPEDS, Fall Staff Survey

Part-Time Staff by Race/Ethnicity



Source: As reported to IPEDS, Fall Staff Survey